


B Sebastopol Attendance Center Scott County School District

 17194 HWY 21 NORTH Hwy 21 North
Sebastopol, MS 39359

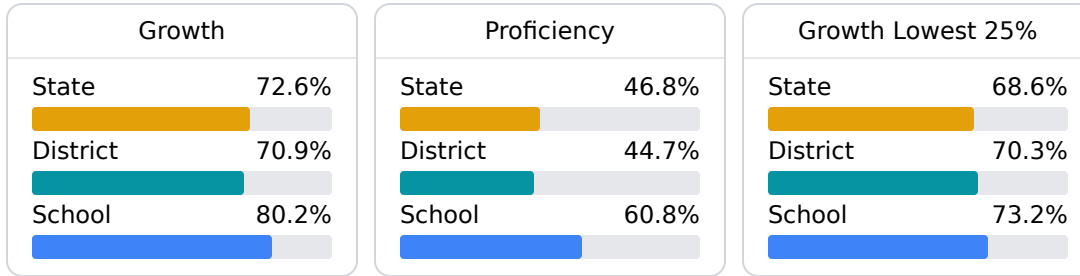
 Randi Stewart
rstewart@scott.k12.ms.us

School Accountability Grade Components

Mississippi's accountability system assigns "A" through "F" letter grades for schools and districts. Grades are based on student achievement, student growth, student participation in testing, and other academic measures. COVID - 19 pandemic disruptions continue to be reflected in 2021 - 2022 accountability data, particularly growth data.

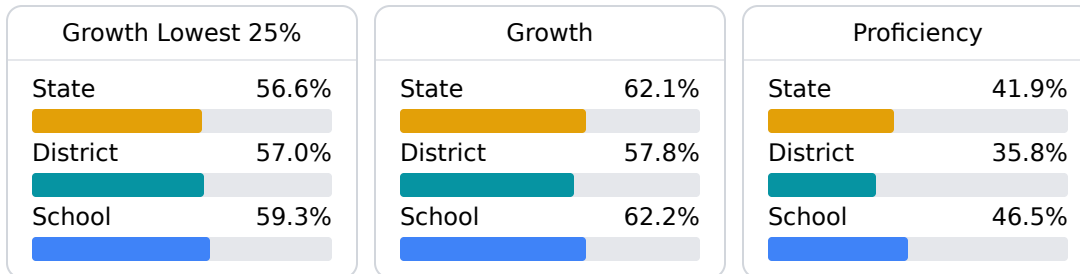
Math

Measurements of student performance on the statewide math assessment.



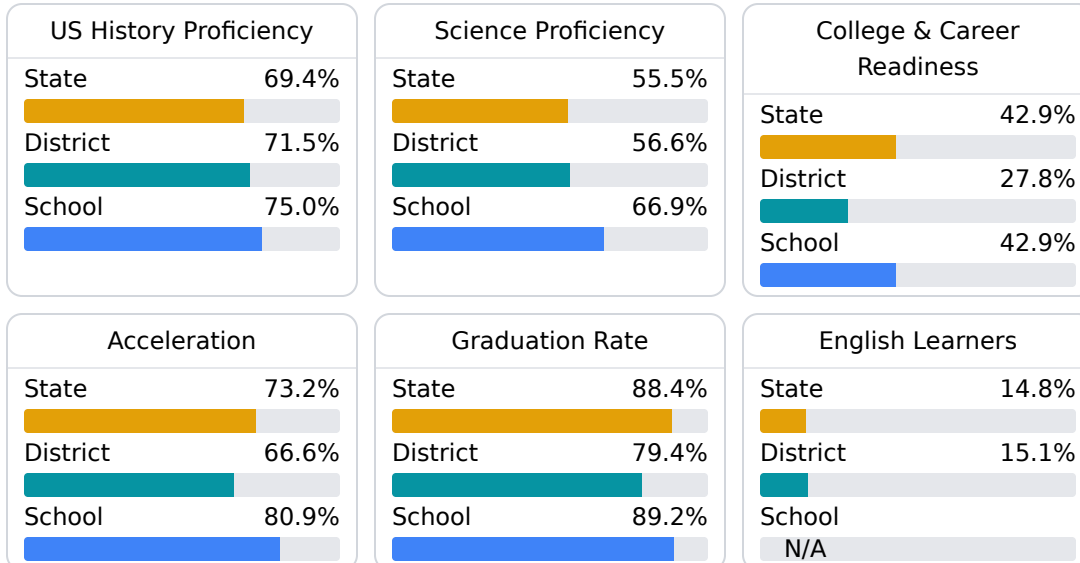
English

Measurements of student performance on the statewide English language arts (ELA) assessment.



Other Measures

Other measurements of student performance that factor into the accountability grade.



Teacher Data

42.4

Teachers



80.0%

Experienced Teachers

4.2%

Provisional Teachers

95.2%

In-Field Teachers

Detailed Assessment and Other Data

Student Performance

The following information shows each level of student performance on statewide assessments.

Math

Level 1		Level 2		Level 3		Level 4		Level 5	
State	7.0%	State	19.3%	State	27.3%	State	31.5%	State	15.0%
District	5.6%	District	20.3%	District	32.6%	District	31.4%	District	10.1%
School	0-10%	School	11-20%	School	21-30%	School	41-50%	School	11-20%
Minimal		Basic		Passing		Proficient		Advanced	

English

Level 1		Level 2		Level 3		Level 4		Level 5	
State	8.6%	State	18.9%	State	31.3%	State	29.1%	State	12.1%
District	9.1%	District	21.7%	District	36.4%	District	25.5%	District	7.3%
School	5.7%	School	13.7%	School	35.8%	School	33.4%	School	11.3%
Minimal		Basic		Passing		Proficient		Advanced	

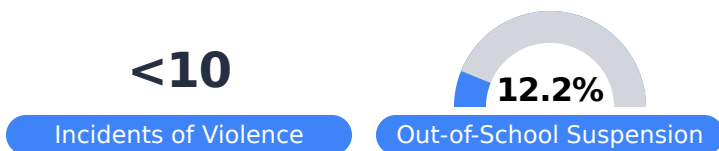
Science

Level 1		Level 2		Level 3		Level 4		Level 5	
State	11.0%	State	12.4%	State	22.5%	State	34.7%	State	19.4%
District	11.5%	District	12.5%	District	24.2%	District	35.8%	District	16.1%
School	6.3%	School	11.9%	School	18.9%	School	37.8%	School	25.2%
Minimal		Basic		Passing		Proficient		Advanced	

Student Assessment Participation



Discipline



Other Data



24.2%

Chronic Absenteeism



\$9,476.22

Per-Pupil Expenditure



91.4%

Post-Secondary Enrollment



51.2%

Advanced Course Participation