



Sebastopol Attendance Center

Scott County School District



17194 HWY 21 NORTH Hwy 21 North
Sebastopol, MS 39359



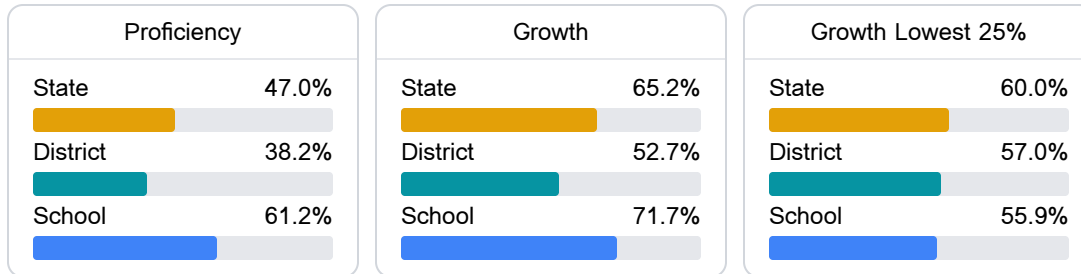
Randi Stewart
rstewart@scott.k12.ms.us

School Accountability Grade Components

Mississippi's accountability system assigns "A" through "F" letter grades for schools and districts. Grades are based on student achievement, student growth, student participation in testing, and other academic measures.

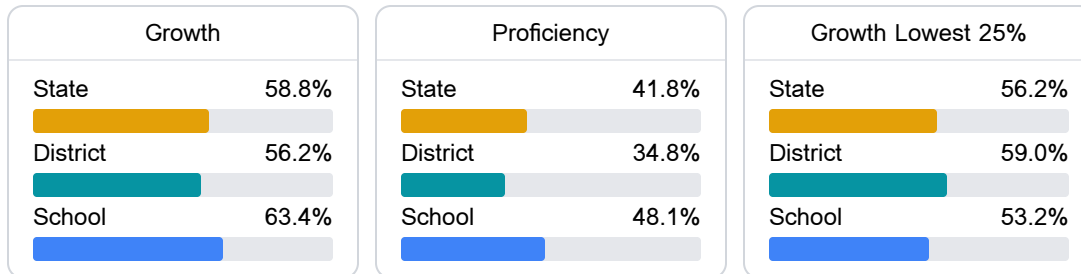
Math

Measurements of student performance on the statewide math assessment.



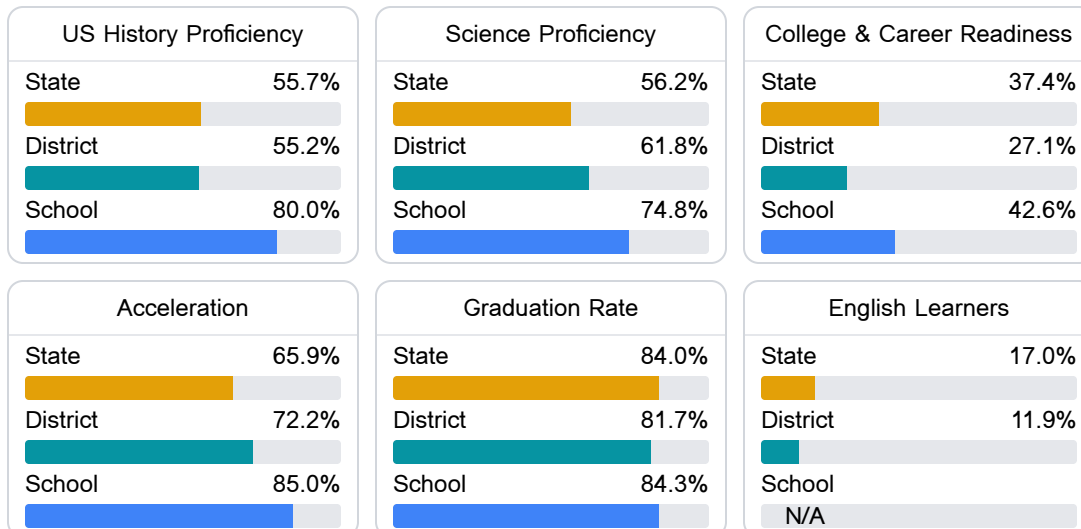
English

Measurements of student performance on the statewide English language arts (ELA) assessment.



Other Measures

Other measurements of student performance that factor into the accountability grade.



Teacher Data

40.8

Teachers



85.9%

Experienced Teachers

6.6%

Provisional Teachers

93.1%

In-Field Teachers

Detailed Assessment and Other Data

Student Performance

The following information shows each level of student performance on statewide assessments.

Math

Level 1		Level 2		Level 3		Level 4		Level 5	
State	5.6%	State	17.7%	State	31.2%	State	31.3%	State	14.1%
District	5.9%	District	21.8%	District	36.5%	District	27.9%	District	7.9%
School	0-10%	School	0-10%	School	21-30%	School	41-50%	School	11-20%
Minimal		Basic		Passing		Proficient		Advanced	

English

Level 1		Level 2		Level 3		Level 4		Level 5	
State	6.8%	State	19.6%	State	33.5%	State	28.9%	State	11.2%
District	7.4%	District	23.5%	District	37.6%	District	25.3%	District	6.3%
School	0-10%	School	11-20%	School	31-40%	School	31-40%	School	0-10%
Minimal		Basic		Passing		Proficient		Advanced	

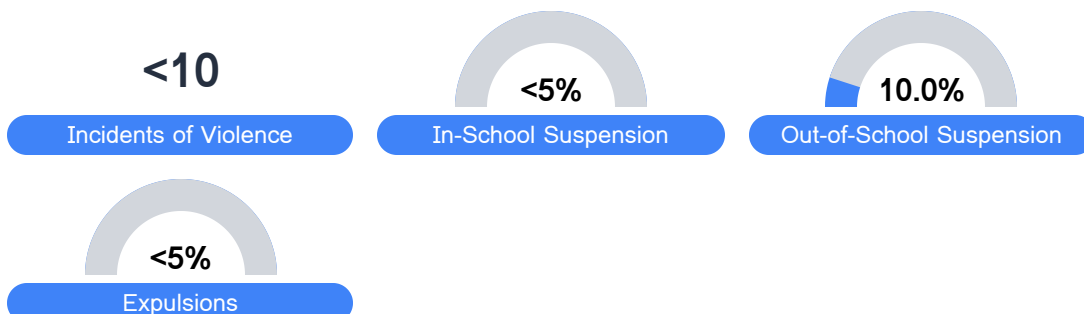
Science

Level 1		Level 2		Level 3		Level 4		Level 5	
State	10.3%	State	13.6%	State	23.4%	State	36.0%	State	16.7%
District	12.3%	District	15.2%	District	30.3%	District	31.9%	District	10.3%
School	9.3%	School	10.6%	School	13.3%	School	45.7%	School	21.2%
Minimal		Basic		Passing		Proficient		Advanced	

Student Assessment Participation



Discipline



Expulsions

* Source: 2017-2018 Civil Rights Data Collection

Other Data



14.2 %

Chronic Absenteeism



\$7,813.44

Per-Pupil Expenditure



63.6 %

Post-Secondary Enrollment



48.2%

Advanced Course Participation