



Scott Central Attendance Center

Scott County School District



2415 OLD JACKSON ROAD
Forest, MS 39074



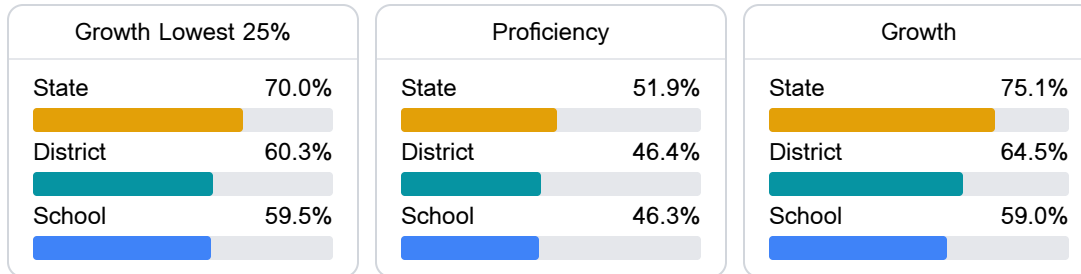
Clay Thrash
cthresh@scott.k12.ms.us

School Accountability Grade Components

Mississippi's accountability system assigns "A" through "F" letter grades for schools and districts. Grades are based on student achievement, student growth, student participation in testing, and other academic measures.

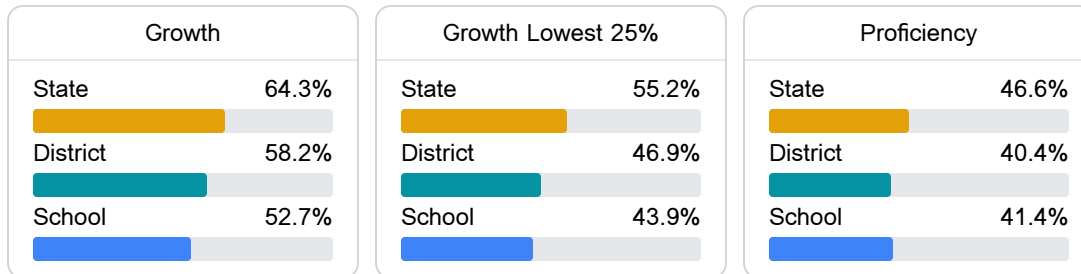
Math

Measurements of student performance on the statewide math assessment.



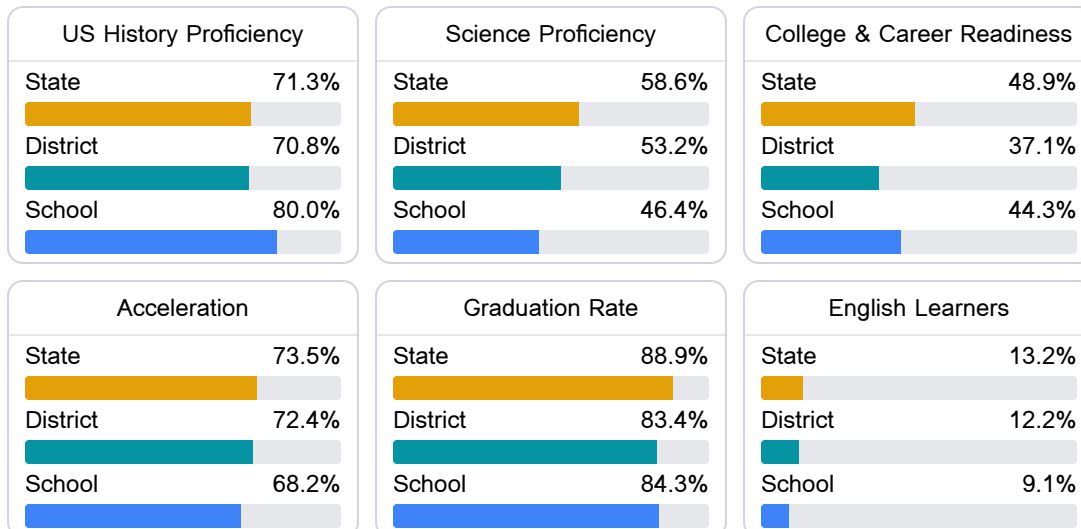
English

Measurements of student performance on the statewide English language arts (ELA) assessment.



Other Measures

Other measurements of student performance that factor into the accountability grade.



Teacher Data

60.4

Teachers



72.1%

Experienced Teachers

2.1%

Provisional Teachers

95.1%

In-Field Teachers

Detailed Assessment and Other Data

Student Performance

The following information shows each level of student performance on statewide assessments.

Math

Level 1		Level 2		Level 3		Level 4		Level 5	
State	0-10%	State	11-20%	State	21-30%	State	31-40%	State	11-20%
District	5.1%	District	20.1%	District	34.4%	District	29.8%	District	10.6%
School	0-10%	School	11-20%	School	41-50%	School	21-30%	School	0-10%
Minimal		Basic		Passing		Proficient		Advanced	

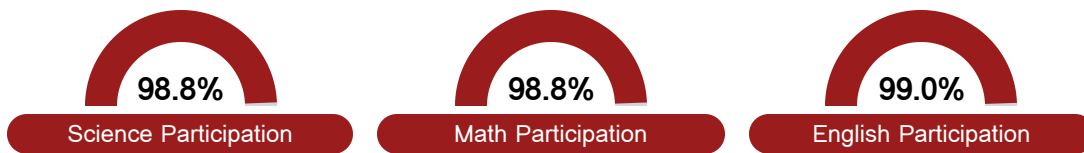
English

Level 1		Level 2		Level 3		Level 4		Level 5	
State	8.3%	State	17.0%	State	29.7%	State	29.3%	State	15.7%
District	10.8%	District	20.6%	District	32.7%	District	25.2%	District	10.7%
School	8.4%	School	19.4%	School	39.2%	School	26.3%	School	6.7%
Minimal		Basic		Passing		Proficient		Advanced	

Science

Level 1		Level 2		Level 3		Level 4		Level 5	
State	11.4%	State	11.9%	State	20.8%	State	33.6%	State	22.3%
District	15.1%	District	14.5%	District	25.4%	District	30.0%	District	15.1%
School	19.8%	School	16.1%	School	30.6%	School	25.2%	School	8.3%
Minimal		Basic		Passing		Proficient		Advanced	

Student Assessment Participation



Discipline



Other Data



37.7 %

Chronic Absenteeism



\$9,879.68

Per-Pupil Expenditure



66.7 %

Post-Secondary Enrollment



55.9%

Advanced Course Participation