



Scott Central Attendance Center

Scott County School District



2415 OLD JACKSON ROAD
Forest, MS 39074



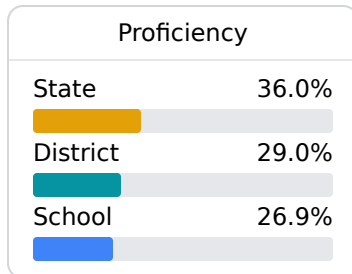
Clay Thrash
cthrash@scott.k12.ms.us

School Accountability Grade Components

Mississippi's accountability system assigns "A" through "F" letter grades for schools and districts. Grades are based on student achievement, student growth, student participation in testing, and other academic measures. COVID - 19 pandemic disruptions continue to be reflected in 2021 - 2022 accountability data, particularly growth data.

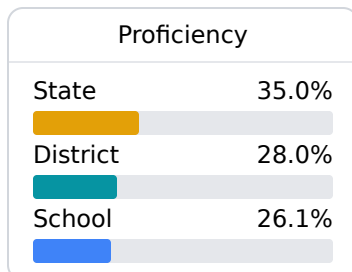
Math

Measurements of student performance on the statewide math assessment.



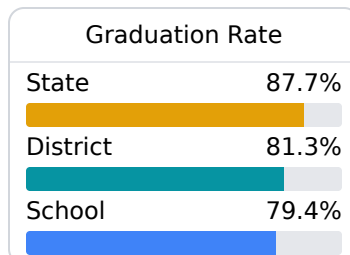
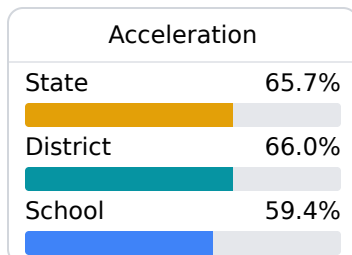
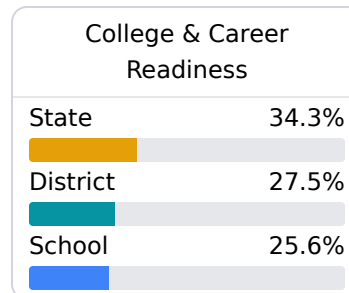
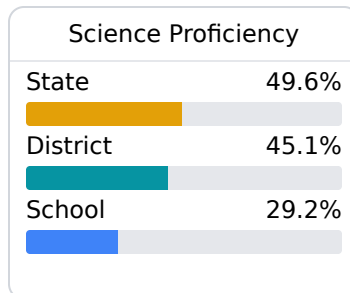
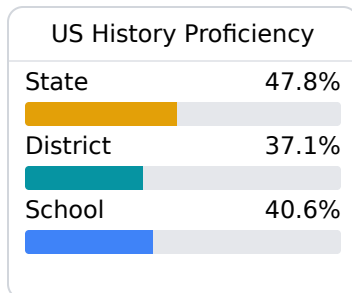
English

Measurements of student performance on the statewide English language arts (ELA) assessment.



Other Measures

Other measurements of student performance that factor into the accountability grade.



Teacher Data

62.4

Teachers



71.5%

Experienced Teachers

6.5%

Provisional Teachers

96.0%

In-Field Teachers

Detailed Assessment and Other Data

Student Performance

The following information shows each level of student performance on statewide assessments.

Math

Level 1	Level 2	Level 3	Level 4	Level 5
State 11.6%	State 24.2%	State 29.5%	State 24.8%	State 9.9%
District 0-10%	District 21-30%	District 31-40%	District 21-30%	District 0-10%
School 0-10%	School 21-30%	School 31-40%	School 21-30%	School 0-10%
Minimal	Basic	Passing	Proficient	Advanced


English

Level 1	Level 2	Level 3	Level 4	Level 5
State 10.8%	State 23.1%	State 31.8%	State 24.6%	State 9.7%
District 11.6%	District 27.0%	District 35.9%	District 20.4%	District 5.1%
School 11-20%	School 21-30%	School 41-50%	School 11-20%	School 0-10%
Minimal	Basic	Passing	Proficient	Advanced

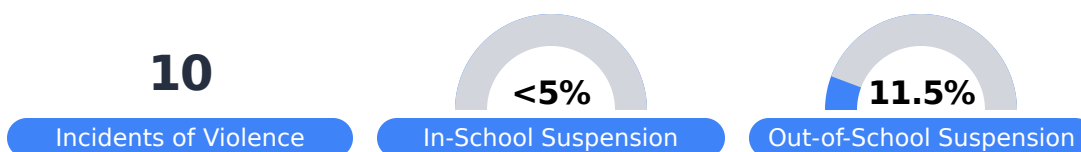
Science

Level 1	Level 2	Level 3	Level 4	Level 5
State 13.8%	State 14.5%	State 23.4%	State 32.7%	State 15.7%
District 13.1%	District 18.8%	District 26.7%	District 31.2%	District 10.3%
School 11-20%	School 21-30%	School 31-40%	School 21-30%	School 0-10%
Minimal	Basic	Passing	Proficient	Advanced

Student Assessment Participation



Discipline



* Source: 2017-2018 Civil Rights Data Collection

Other Data



21.5 %

Chronic Absenteeism



\$9,087.43

Per-Pupil Expenditure



58.8 %

Post-Secondary Enrollment



52.4%

Advanced Course Participation