



## Lake Middle School

Scott County School District



1770 EAST SCOTT ROAD  
Lake, MS 39092



William Rouse  
wrouse@scott.k12.ms.us

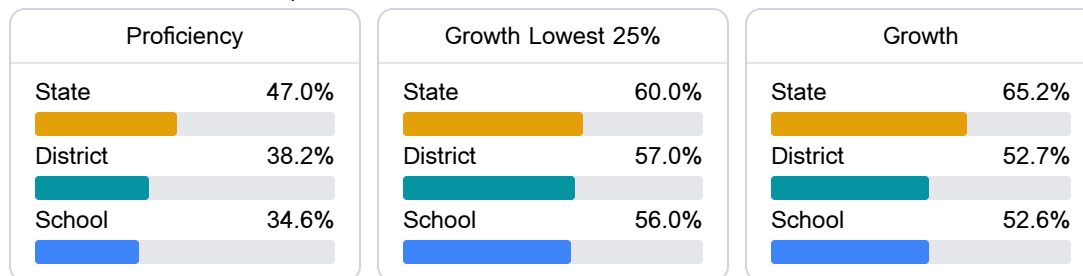
Identified for **Additional Targeted Support and Improvement**

### School Accountability Grade Components

Mississippi's accountability system assigns "A" through "F" letter grades for schools and districts. Grades are based on student achievement, student growth, student participation in testing, and other academic measures.

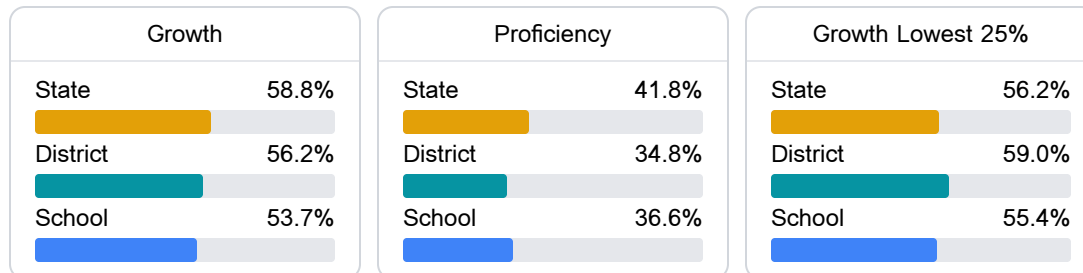
#### Math

Measurements of student performance on the statewide math assessment.



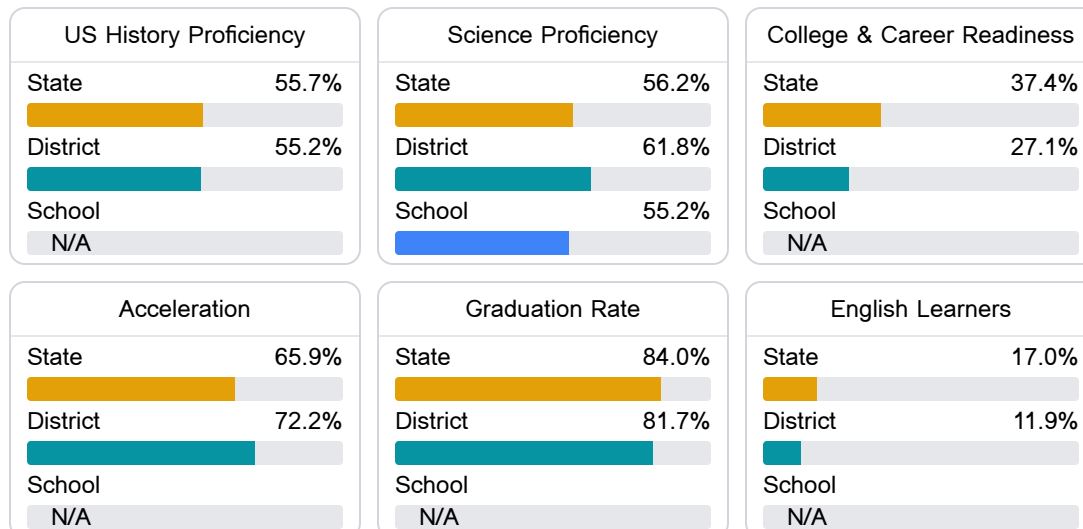
#### English

Measurements of student performance on the statewide English language arts (ELA) assessment.



#### Other Measures

Other measurements of student performance that factor into the accountability grade.



### Teacher Data

16.1

Teachers



75.8%

Experienced Teachers

6.5%

Provisional Teachers

97.0%

In-Field Teachers

## Detailed Assessment and Other Data

## Student Performance

The following information shows each level of student performance on statewide assessments.

## Math

Level 1		Level 2		Level 3		Level 4		Level 5	
State	5.6%	State	17.7%	State	31.2%	State	31.3%	State	14.1%
District	5.9%	District	21.8%	District	36.5%	District	27.9%	District	7.9%
School	7.7%	School	17.7%	School	41.5%	School	26.5%	School	6.5%
Minimal		Basic		Passing		Proficient		Advanced	

## English

Level 1		Level 2		Level 3		Level 4		Level 5	
State	6.8%	State	19.6%	State	33.5%	State	28.9%	State	11.2%
District	7.4%	District	23.5%	District	37.6%	District	25.3%	District	6.3%
School	0-10%	School	21-30%	School	31-40%	School	21-30%	School	0-10%
Minimal		Basic		Passing		Proficient		Advanced	

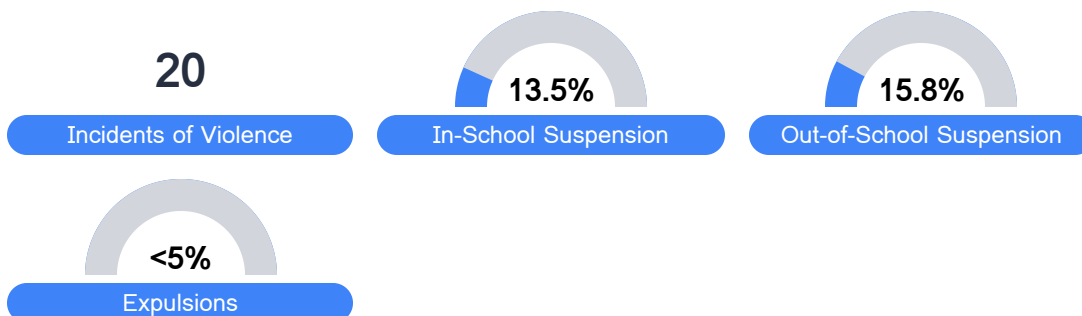
## Science

Level 1		Level 2		Level 3		Level 4		Level 5	
State	10.3%	State	13.6%	State	23.4%	State	36.0%	State	16.7%
District	12.3%	District	15.2%	District	30.3%	District	31.9%	District	10.3%
School	7.1%	School	19.7%	School	24.4%	School	38.6%	School	10.2%
Minimal		Basic		Passing		Proficient		Advanced	

## Student Assessment Participation



## Discipline



\* Source: 2017-2018 Civil Rights Data Collection

## Other Data



14.7 %

Chronic Absenteeism



\$7,627.71

Per-Pupil Expenditure