

## B McLaurin Attendance Center

Rankin County School District

130 Tiger Drive  
Florence, MS 39073

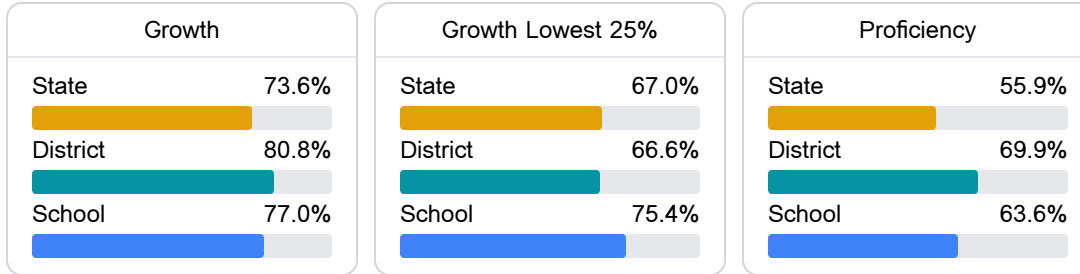
Russell Granberry  
rus200@rcsd.ms

### School Accountability Grade Components

Mississippi's accountability system assigns "A" through "F" letter grades for schools and districts. Grades are based on student achievement, student growth, student participation in testing, and other academic measures.

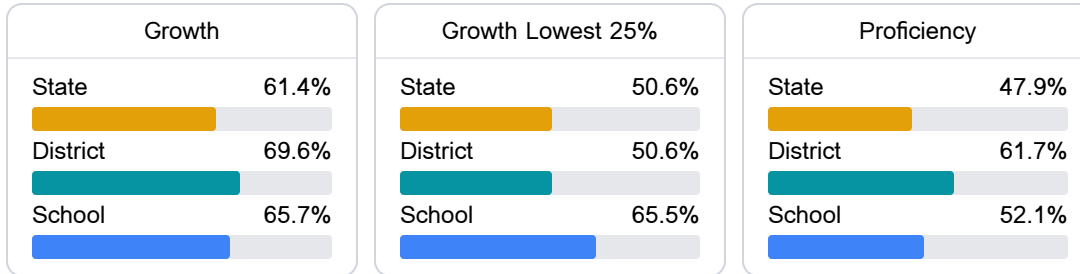
#### Math

Measurements of student performance on the statewide math assessment.



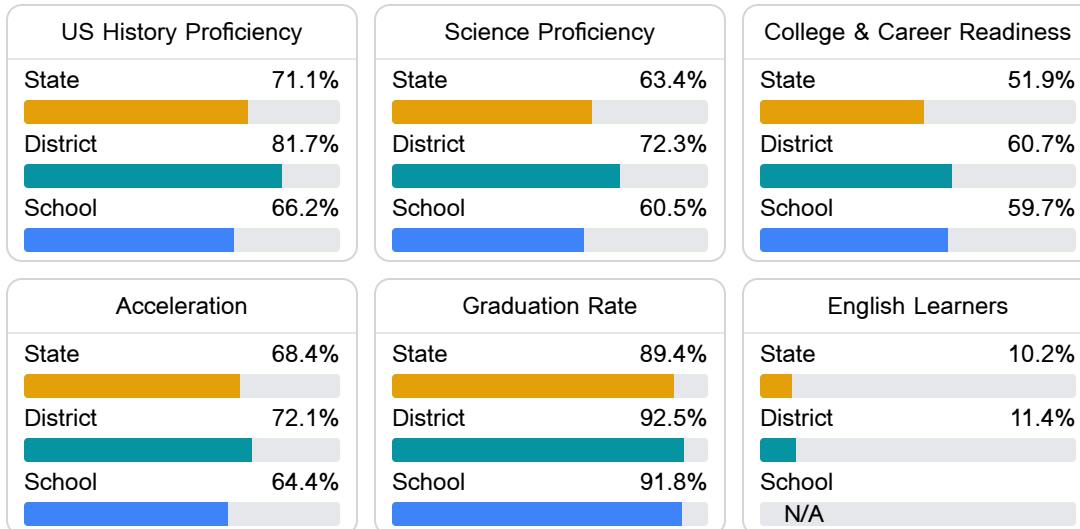
#### English

Measurements of student performance on the statewide English language arts (ELA) assessment.



#### Other Measures

Other measurements of student performance that factor into the accountability grade.



### Teacher Data

52.8

Teachers



85.6%

Experienced Teachers

0.0%

Provisional Teachers

96.0%

In-Field Teachers

### Detailed Assessment and Other Data

#### Student Performance

The following information shows each level of student performance on statewide assessments.

##### Math

Level 1		Level 2		Level 3		Level 4		Level 5	
State	0-10%	State	11-20%	State	21-30%	State	31-40%	State	11-20%
District	0-10%	District	0-10%	District	21-30%	District	31-40%	District	21-30%
School	0-10%	School	11-20%	School	21-30%	School	41-50%	School	11-20%
Minimal		Basic		Passing		Proficient		Advanced	

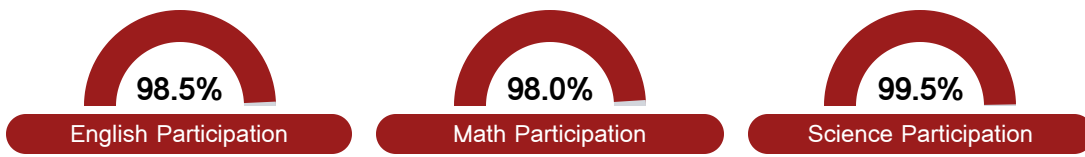
##### English

Level 1		Level 2		Level 3		Level 4		Level 5	
State	9.1%	State	17.9%	State	27.3%	State	28.8%	State	16.9%
District	0-10%	District	11-20%	District	21-30%	District	31-40%	District	21-30%
School	8.5%	School	15.2%	School	29.3%	School	27.4%	School	19.6%
Minimal		Basic		Passing		Proficient		Advanced	

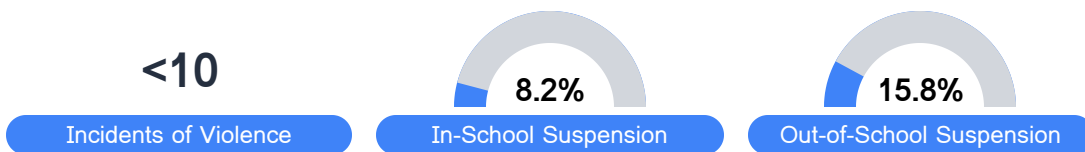
##### Science

Level 1		Level 2		Level 3		Level 4		Level 5	
State	11.2%	State	11.0%	State	19.5%	State	34.8%	State	23.5%
District	6.7%	District	9.0%	District	17.7%	District	37.0%	District	29.6%
School	10.5%	School	13.3%	School	24.3%	School	35.9%	School	16.0%
Minimal		Basic		Passing		Proficient		Advanced	

#### Student Assessment Participation



#### Discipline



#### Other Data



24.1 %

Chronic Absenteeism



\$16,297.32

Per-Pupil Expenditure



44.1 %

Post-Secondary Enrollment



59.8%

Advanced Course Participation