

B Northwest Rankin Middle School

Rankin County School District



One Paw Print Place
Flowood, MS 39232



Shea Taylor
shea.taylor@rcsd.ms

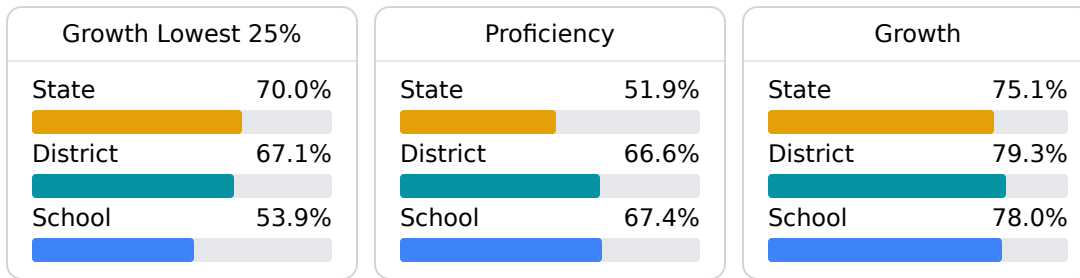
Identified for **Additional Targeted Support and Improvement**

School Accountability Grade Components

Mississippi's accountability system assigns "A" through "F" letter grades for schools and districts. Grades are based on student achievement, student growth, student participation in testing, and other academic measures.

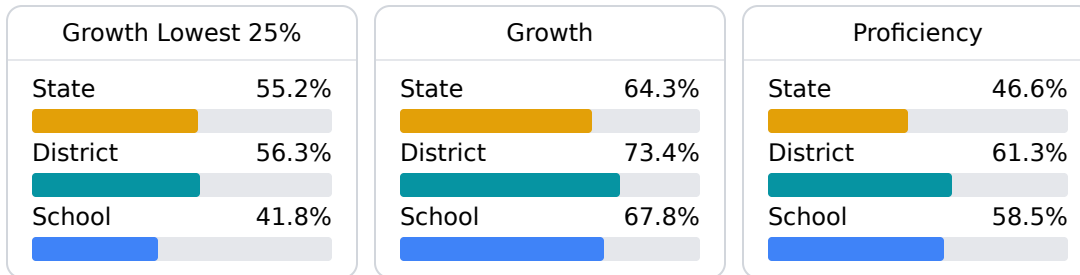
Math

Measurements of student performance on the statewide math assessment.



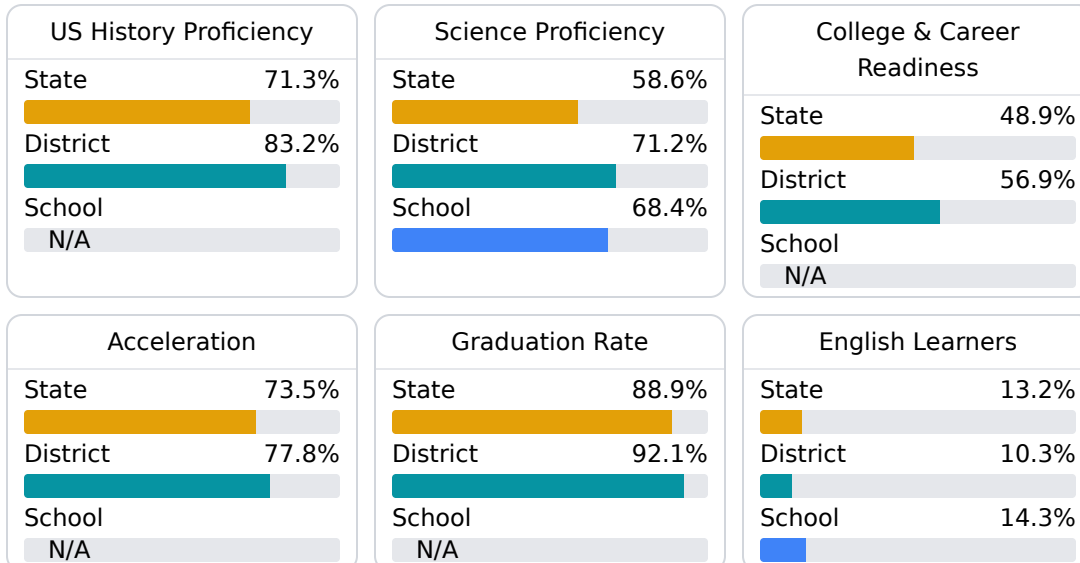
English

Measurements of student performance on the statewide English language arts (ELA) assessment.



Other Measures

Other measurements of student performance that factor into the accountability grade.



Teacher Data

105.6

Teachers



87.3%

Experienced Teachers

1.8%

Provisional Teachers

97.7%

In-Field Teachers

Detailed Assessment and Other Data

Student Performance

The following information shows each level of student performance on statewide assessments.

Math

Level 1	Level 2	Level 3	Level 4	Level 5
State 0-10%	State 11-20%	State 21-30%	State 31-40%	State 11-20%
District 0-10%	District 0-10%	District 21-30%	District 31-40%	District 21-30%
School 0-10%	School 0-10%	School 21-30%	School 31-40%	School 21-30%
Minimal	Basic	Passing	Proficient	Advanced

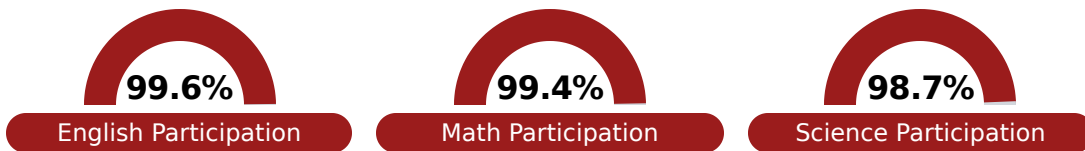
English

Level 1	Level 2	Level 3	Level 4	Level 5
State 8.3%	State 17.0%	State 29.7%	State 29.3%	State 15.7%
District 0-10%	District 0-10%	District 21-30%	District 31-40%	District 21-30%
School 0-10%	School 0-10%	School 21-30%	School 31-40%	School 21-30%
Minimal	Basic	Passing	Proficient	Advanced

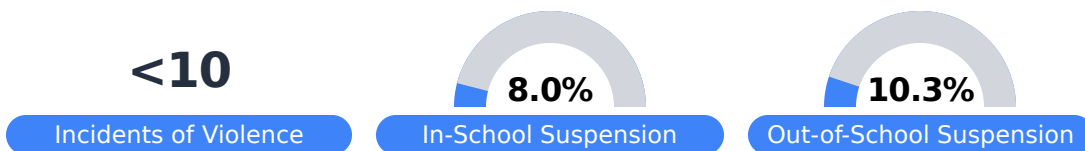
Science

Level 1	Level 2	Level 3	Level 4	Level 5
State 11.4%	State 11.9%	State 20.8%	State 33.6%	State 22.3%
District 7.7%	District 8.9%	District 17.0%	District 36.7%	District 29.7%
School 10.3%	School 7.5%	School 15.9%	School 41.0%	School 25.3%
Minimal	Basic	Passing	Proficient	Advanced

Student Assessment Participation



Discipline



Other Data



13.6%

Chronic Absenteeism



\$10,246.73

Per-Pupil Expenditure