



## Rouse Elementary

Rankin County School District



151 Boyce-Thompson Drive  
Brandon, MS 39042



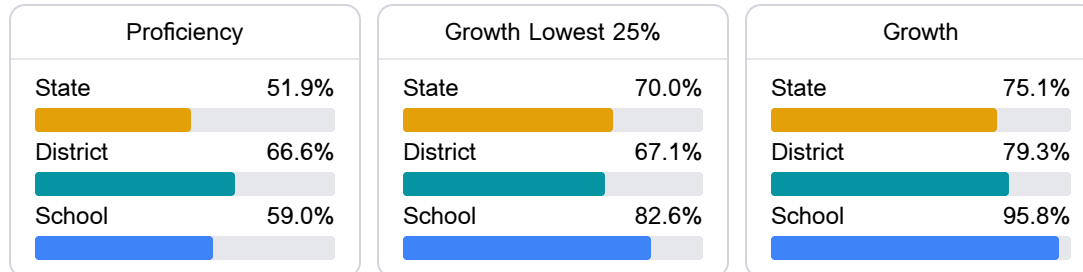
Angela Nichols  
anichols@rcsd.ms

### School Accountability Grade Components

Mississippi's accountability system assigns "A" through "F" letter grades for schools and districts. Grades are based on student achievement, student growth, student participation in testing, and other academic measures.

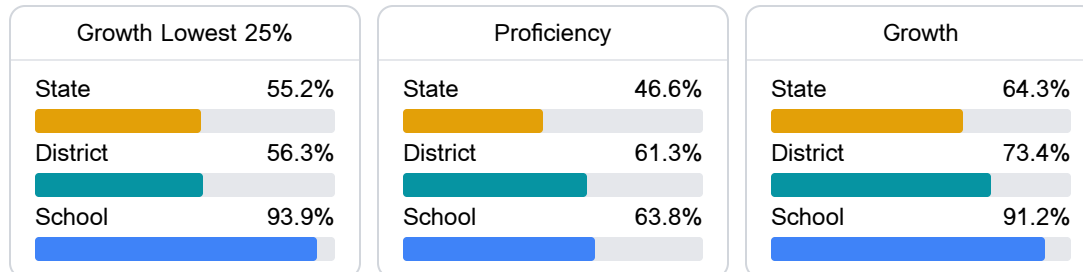
#### Math

Measurements of student performance on the statewide math assessment.



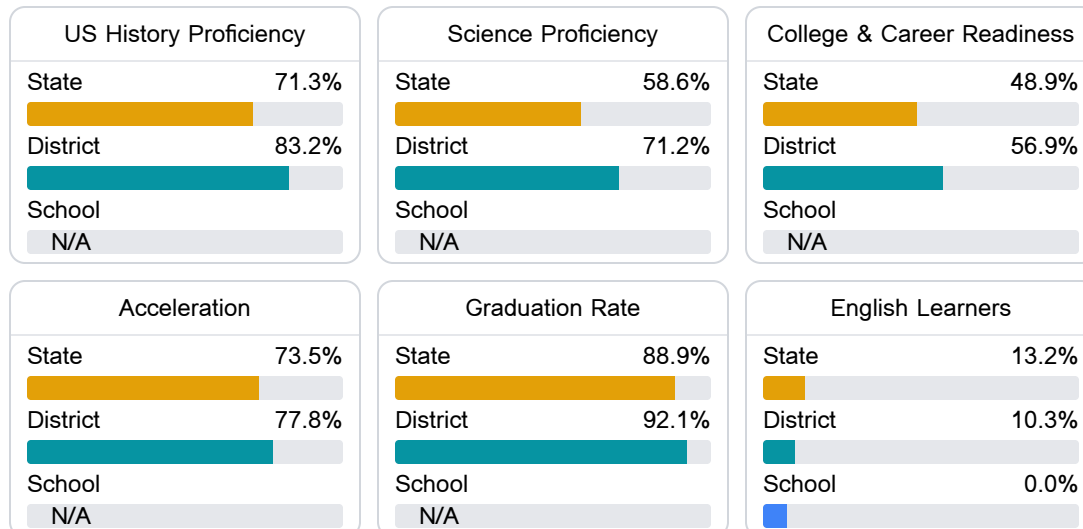
#### English

Measurements of student performance on the statewide English language arts (ELA) assessment.



#### Other Measures

Other measurements of student performance that factor into the accountability grade.



### Teacher Data

49.1

Teachers



80.7%

Experienced Teachers

0.0%

Provisional Teachers

97.2%

In-Field Teachers

Detailed Assessment and Other Data

Student Performance

The following information shows each level of student performance on statewide assessments.

Math

| Level 1                |       | Level 2                |        | Level 3                |        | Level 4                |        | Level 5                |        |
|------------------------|-------|------------------------|--------|------------------------|--------|------------------------|--------|------------------------|--------|
| State                  | 0-10% | State                  | 11-20% | State                  | 21-30% | State                  | 31-40% | State                  | 11-20% |
| <div><div></div></div> |       | <div><div></div></div> |        | <div><div></div></div> |        | <div><div></div></div> |        | <div><div></div></div> |        |
| District               | 0-10% | District               | 0-10%  | District               | 21-30% | District               | 31-40% | District               | 21-30% |
| <div><div></div></div> |       | <div><div></div></div> |        | <div><div></div></div> |        | <div><div></div></div> |        | <div><div></div></div> |        |
| School                 |       | School                 |        | School                 |        | School                 |        | School                 |        |
| N/A                    |       | N/A                    |        | N/A                    |        | N/A                    |        | N/A                    |        |
| Minimal                |       | Basic                  |        | Passing                |        | Proficient             |        | Advanced               |        |

English

| Level 1                |       | Level 2                |       | Level 3                |        | Level 4                |        | Level 5                |        |
|------------------------|-------|------------------------|-------|------------------------|--------|------------------------|--------|------------------------|--------|
| State                  | 8.3%  | State                  | 17.0% | State                  | 29.7%  | State                  | 29.3%  | State                  | 15.7%  |
| <div><div></div></div> |       | <div><div></div></div> |       | <div><div></div></div> |        | <div><div></div></div> |        | <div><div></div></div> |        |
| District               | 0-10% | District               | 0-10% | District               | 21-30% | District               | 31-40% | District               | 21-30% |
| <div><div></div></div> |       | <div><div></div></div> |       | <div><div></div></div> |        | <div><div></div></div> |        | <div><div></div></div> |        |
| School                 |       | School                 |       | School                 |        | School                 |        | School                 |        |
| N/A                    |       | N/A                    |       | N/A                    |        | N/A                    |        | N/A                    |        |
| Minimal                |       | Basic                  |       | Passing                |        | Proficient             |        | Advanced               |        |

Science

| Level 1                |       | Level 2                |       | Level 3                |       | Level 4                |       | Level 5                |       |
|------------------------|-------|------------------------|-------|------------------------|-------|------------------------|-------|------------------------|-------|
| State                  | 11.4% | State                  | 11.9% | State                  | 20.8% | State                  | 33.6% | State                  | 22.3% |
| <div><div></div></div> |       | <div><div></div></div> |       | <div><div></div></div> |       | <div><div></div></div> |       | <div><div></div></div> |       |
| District               | 7.7%  | District               | 8.9%  | District               | 17.0% | District               | 36.7% | District               | 29.7% |
| <div><div></div></div> |       | <div><div></div></div> |       | <div><div></div></div> |       | <div><div></div></div> |       | <div><div></div></div> |       |
| School                 |       | School                 |       | School                 |       | School                 |       | School                 |       |
| N/A                    |       | N/A                    |       | N/A                    |       | N/A                    |       | N/A                    |       |
| Minimal                |       | Basic                  |       | Passing                |       | Proficient             |       | Advanced               |       |

Discipline



Other Data



12.0 %

Chronic Absenteeism



\$10,792.95

Per-Pupil Expenditure