



## Rouse Elementary

Rankin County School District



151 Boyce-Thompson Drive  
Brandon, MS 39042



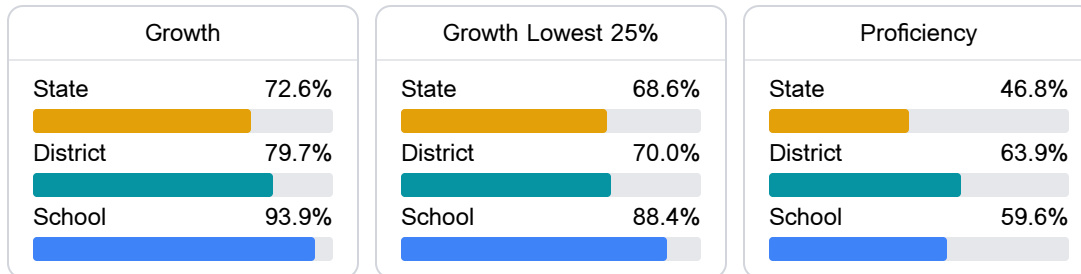
Angela Nichols  
anichols@rcsd.ms

### School Accountability Grade Components

Mississippi's accountability system assigns "A" through "F" letter grades for schools and districts. Grades are based on student achievement, student growth, student participation in testing, and other academic measures. COVID - 19 pandemic disruptions continue to be reflected in 2021 - 2022 accountability data, particularly growth data.

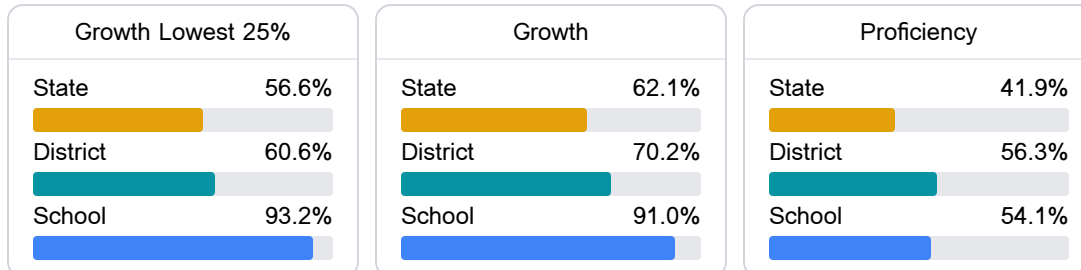
#### Math

Measurements of student performance on the statewide math assessment.



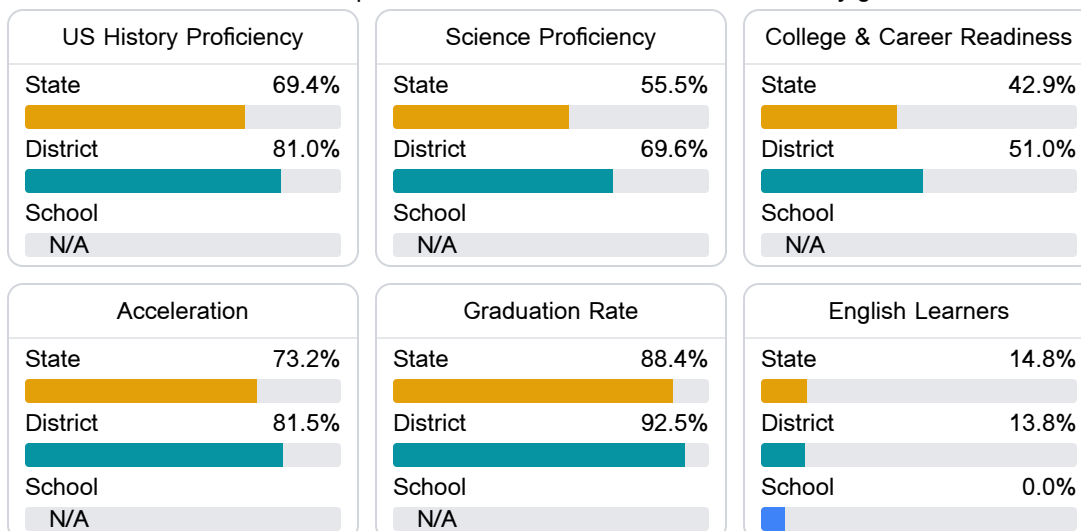
#### English

Measurements of student performance on the statewide English language arts (ELA) assessment.



#### Other Measures

Other measurements of student performance that factor into the accountability grade.



### Teacher Data

43.3

Teachers



87.3%

Experienced Teachers

0.0%

Provisional Teachers

100.0%
















In-Field Teachers

## Detailed Assessment and Other Data
















## Student Performance

The following information shows each level of student performance on statewide assessments.
















## Math

Level 1		Level 2		Level 3		Level 4		Level 5	
State	7.0%	State	19.3%	State	27.3%	State	31.5%	State	15.0%
									
District	0-10%	District	11-20%	District	21-30%	District	31-40%	District	21-30%
									
School	N/A	School	N/A	School	N/A	School	N/A	School	N/A
									
Minimal		Basic		Passing		Proficient		Advanced	

## English

Level 1		Level 2		Level 3		Level 4		Level 5	
State	8.6%	State	18.9%	State	31.3%	State	29.1%	State	12.1%
									
District	0-10%	District	11-20%	District	21-30%	District	31-40%	District	11-20%
									
School	N/A	School	N/A	School	N/A	School	N/A	School	N/A
									
Minimal		Basic		Passing		Proficient		Advanced	

## Science

Level 1		Level 2		Level 3		Level 4		Level 5	
State	11.0%	State	12.4%	State	22.5%	State	34.7%	State	19.4%
									
District	5.4%	District	8.0%	District	18.7%	District	41.1%	District	26.8%
									
School	N/A	School	N/A	School	N/A	School	N/A	School	N/A
									
Minimal		Basic		Passing		Proficient		Advanced	

## Discipline



## Other Data



**13.6 %**

Chronic Absenteeism



**\$9,620.33**

Per-Pupil Expenditure



**<5%**

Advanced Course Participation