

Quitman County Middle School

Quitman County School District

450 HUMPHREY AVE P. O. BOX 290
Marks, MS 38646

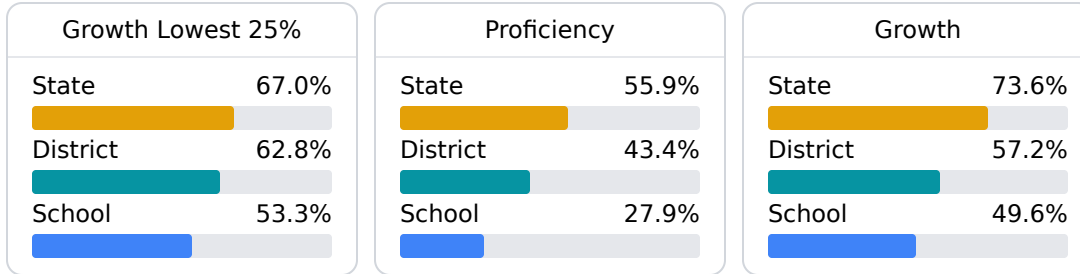
JOHN JOSSELL
johnjossell@qcsd.k12.ms.us

School Accountability Grade Components

Mississippi's accountability system assigns "A" through "F" letter grades for schools and districts. Grades are based on student achievement, student growth, student participation in testing, and other academic measures.

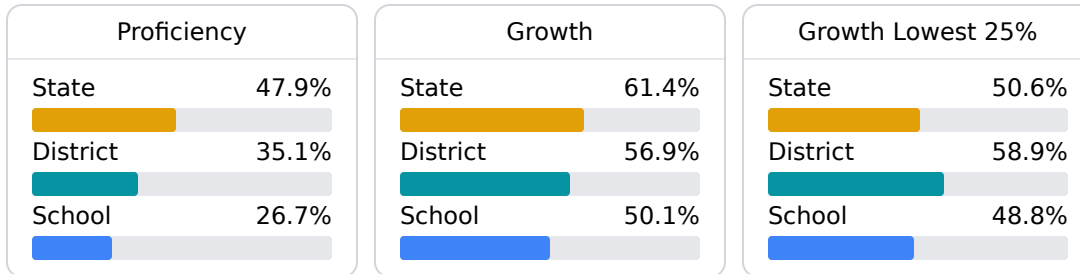
Math

Measurements of student performance on the statewide math assessment.



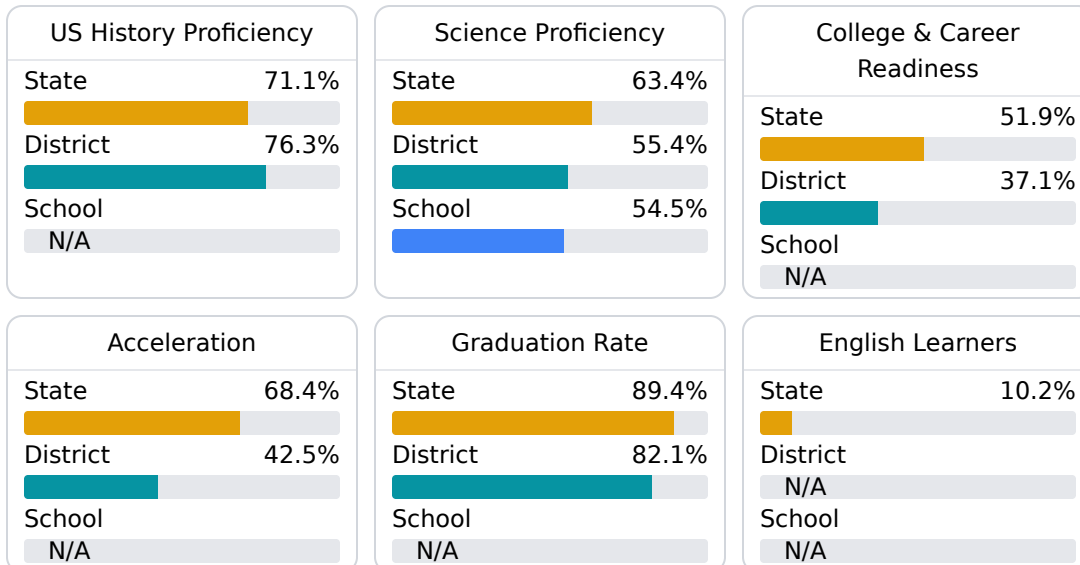
English

Measurements of student performance on the statewide English language arts (ELA) assessment.



Other Measures

Other measurements of student performance that factor into the accountability grade.



Teacher Data

16.9

Teachers



66.5%

Experienced Teachers

0.0%

Provisional Teachers

91.1%

In-Field Teachers

Detailed Assessment and Other Data

Student Performance

The following information shows each level of student performance on statewide assessments.

Math

Level 1	Level 2	Level 3	Level 4	Level 5
State 0-10%	State 11-20%	State 21-30%	State 31-40%	State 11-20%
District 0-10%	District 21-30%	District 31-40%	District 31-40%	District 0-10%
School 0-10%	School 21-30%	School 31-40%	School 21-30%	School 0-10%
Minimal	Basic	Passing	Proficient	Advanced

English

Level 1	Level 2	Level 3	Level 4	Level 5
State 9.1%	State 17.9%	State 27.3%	State 28.8%	State 16.9%
District 12.0%	District 23.8%	District 31.6%	District 24.4%	District 8.3%
School 15.3%	School 22.8%	School 36.9%	School 18.4%	School 6.7%
Minimal	Basic	Passing	Proficient	Advanced

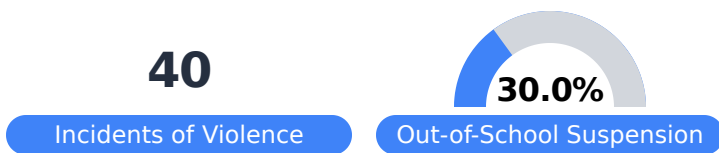
Science

Level 1	Level 2	Level 3	Level 4	Level 5
State 11.2%	State 11.0%	State 19.5%	State 34.8%	State 23.5%
District 11.2%	District 12.2%	District 29.6%	District 30.1%	District 16.8%
School 9.5%	School 9.5%	School 31.9%	School 34.5%	School 14.7%
Minimal	Basic	Passing	Proficient	Advanced

Student Assessment Participation



Discipline



Other Data



24.3%

Chronic Absenteeism