

## Quitman County Middle School

Quitman County School District

450 HUMPHREY AVE P. O. BOX 290  
Marks, MS 38646

JOHN JOSSELL  
johnjossell@qcsd.k12.ms.us

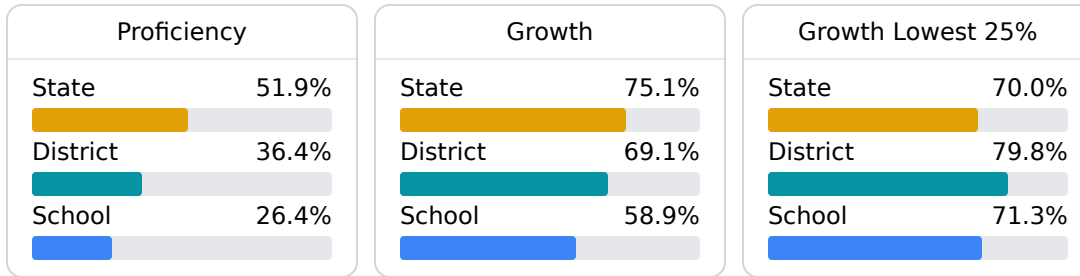
Identified for **Comprehensive Support and Improvement**

### School Accountability Grade Components

Mississippi's accountability system assigns "A" through "F" letter grades for schools and districts. Grades are based on student achievement, student growth, student participation in testing, and other academic measures.

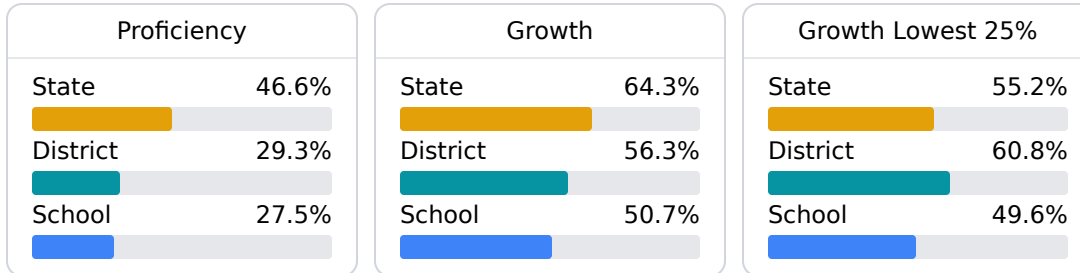
#### Math

Measurements of student performance on the statewide math assessment.



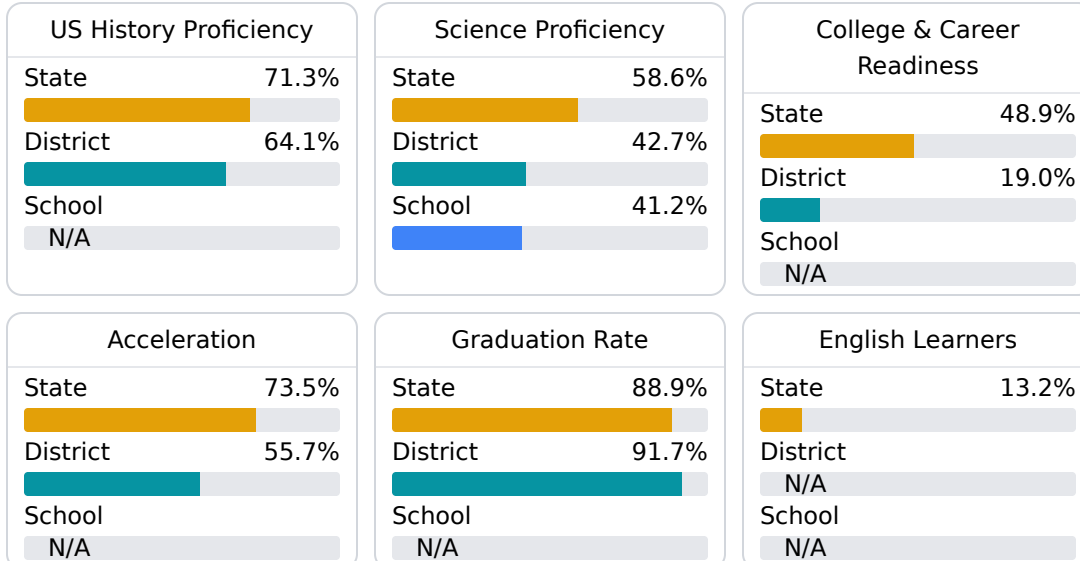
#### English

Measurements of student performance on the statewide English language arts (ELA) assessment.



#### Other Measures

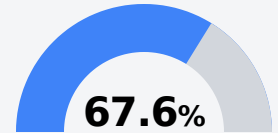
Other measurements of student performance that factor into the accountability grade.



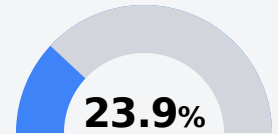
### Teacher Data

20.9

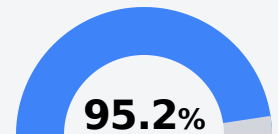
Teachers



Experienced Teachers



Provisional Teachers



In-Field Teachers

## Detailed Assessment and Other Data

### Student Performance

The following information shows each level of student performance on statewide assessments.

#### Math

Level 1	Level 2	Level 3	Level 4	Level 5
State 0-10%	State 11-20%	State 21-30%	State 31-40%	State 11-20%
District 6.7%	District 24.3%	District 33.3%	District 26.6%	District 9.2%
School 0-10%	School 31-40%	School 31-40%	School 11-20%	School 0-10%
Minimal	Basic	Passing	Proficient	Advanced

#### English

Level 1	Level 2	Level 3	Level 4	Level 5
State 8.3%	State 17.0%	State 29.7%	State 29.3%	State 15.7%
District 14.2%	District 20.8%	District 37.2%	District 20.8%	District 7.0%
School 14.7%	School 22.0%	School 36.6%	School 17.6%	School 9.2%
Minimal	Basic	Passing	Proficient	Advanced

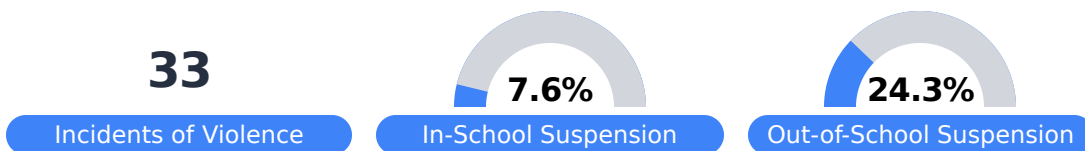
#### Science

Level 1	Level 2	Level 3	Level 4	Level 5
State 11.4%	State 11.9%	State 20.8%	State 33.6%	State 22.3%
District 17.2%	District 17.2%	District 23.2%	District 27.1%	District 15.3%
School 17.7%	School 14.9%	School 27.0%	School 25.5%	School 14.9%
Minimal	Basic	Passing	Proficient	Advanced

## Student Assessment Participation



## Discipline



## Other Data



**23.4%**

Chronic Absenteeism



**\$12,349.31**

Per-Pupil Expenditure