



R.H. Long Booneville Middle School

Booneville School District



300 A W George E. Allen
Booneville, MS 38829



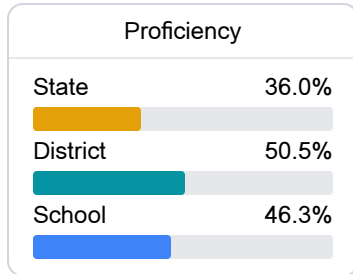
BRADLEY MIXON
bmixon@boonevilleschools.org

School Accountability Grade Components

Mississippi's accountability system assigns "A" through "F" letter grades for schools and districts. Grades are based on student achievement, student growth, student participation in testing, and other academic measures. COVID - 19 pandemic disruptions continue to be reflected in 2021 - 2022 accountability data, particularly growth data.

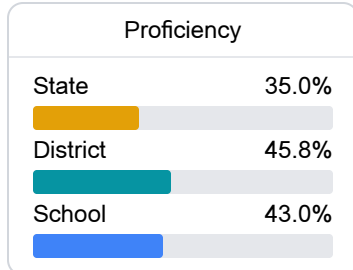
Math

Measurements of student performance on the statewide math assessment.



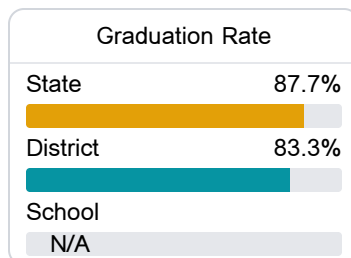
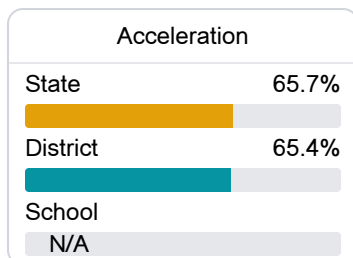
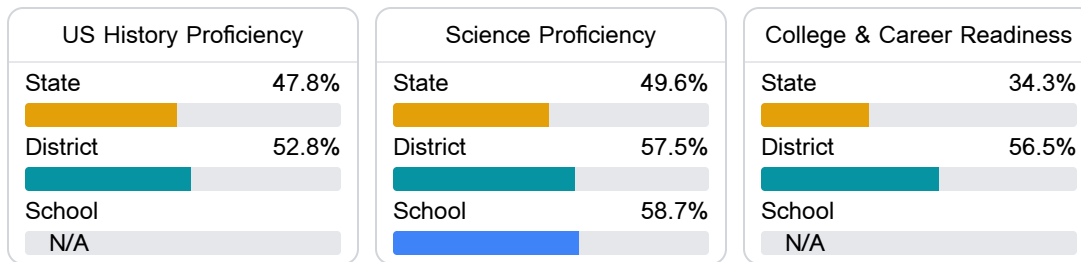
English

Measurements of student performance on the statewide English language arts (ELA) assessment.



Other Measures

Other measurements of student performance that factor into the accountability grade.



Detailed Assessment and Other Data

Student Performance

The following information shows each level of student performance on statewide assessments.

Math

Level 1		Level 2		Level 3		Level 4		Level 5	
State	11.6%	State	24.2%	State	29.5%	State	24.8%	State	9.9%
District	0-10%	District	11-20%	District	31-40%	District	31-40%	District	11-20%
School	5.3%	School	17.5%	School	30.4%	School	32.9%	School	13.9%
Minimal		Basic		Passing		Proficient		Advanced	

English

Level 1		Level 2		Level 3		Level 4		Level 5	
State	10.8%	State	23.1%	State	31.8%	State	24.6%	State	9.7%
District	6.0%	District	18.5%	District	29.7%	District	31.6%	District	14.3%
School	6.3%	School	18.9%	School	31.6%	School	29.8%	School	13.4%
Minimal		Basic		Passing		Proficient		Advanced	

Science

Level 1		Level 2		Level 3		Level 4		Level 5	
State	13.8%	State	14.5%	State	23.4%	State	32.7%	State	15.7%
District	0-10%	District	11-20%	District	21-30%	District	41-50%	District	11-20%
School	5.3%	School	12.6%	School	23.2%	School	40.6%	School	18.4%
Minimal		Basic		Passing		Proficient		Advanced	

Student Assessment Participation



* Source: 2017-2018 Civil Rights Data Collection

Other Data



12.2%

Chronic Absenteeism



\$4,645.52

Per-Pupil Expenditure