

Baldwyn High School

Baldwyn School District



512 NORTH FOURTH STREET
Baldwyn, MS 38824



Rickey Weaver
weaverr@baldwynschools.com

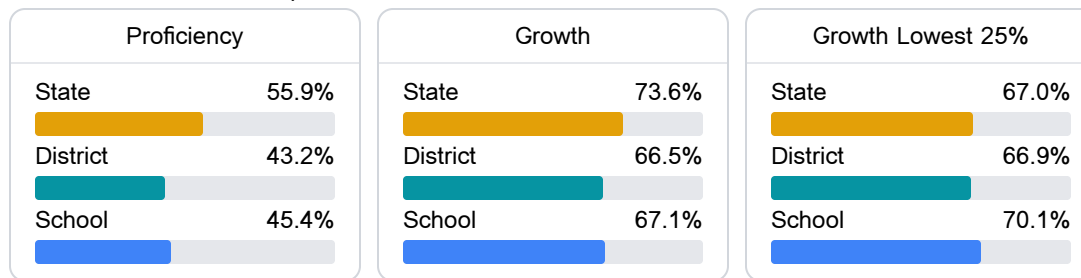
Identified for **Targeted Support and Improvement**

School Accountability Grade Components

Mississippi's accountability system assigns "A" through "F" letter grades for schools and districts. Grades are based on student achievement, student growth, student participation in testing, and other academic measures.

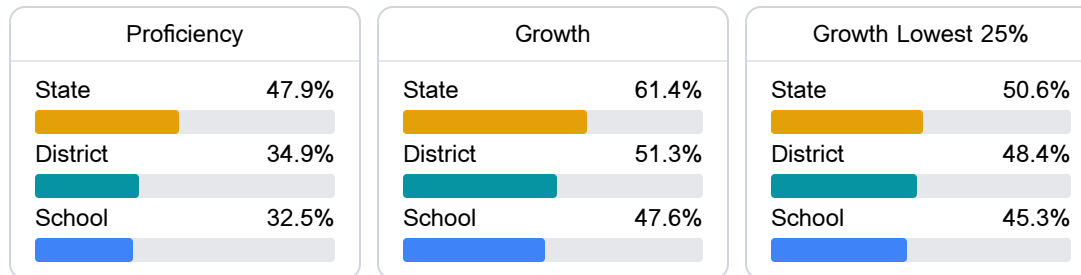
Math

Measurements of student performance on the statewide math assessment.



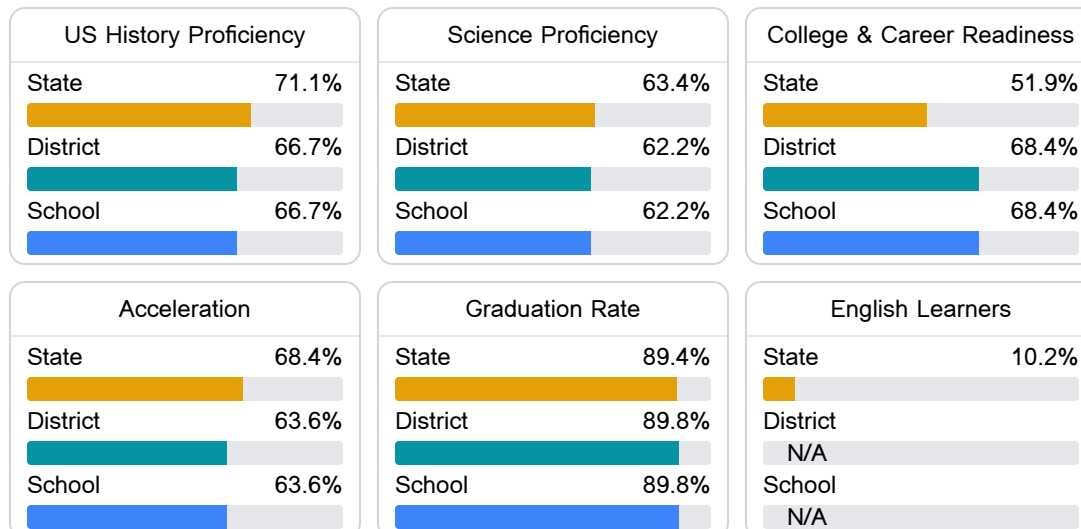
English

Measurements of student performance on the statewide English language arts (ELA) assessment.



Other Measures

Other measurements of student performance that factor into the accountability grade.



Teacher Data

36.5

Teachers



73.0%

Experienced Teachers

5.3%

Provisional Teachers

99.8%

In-Field Teachers

Detailed Assessment and Other Data

Student Performance

The following information shows each level of student performance on statewide assessments.

Math

| Level 1 | | Level 2 | | Level 3 | | Level 4 | | Level 5 | |
|----------|-------|----------|--------|----------|--------|------------|--------|----------|--------|
| State | 0-10% | State | 11-20% | State | 21-30% | State | 31-40% | State | 11-20% |
| District | 0-10% | District | 11-20% | District | 31-40% | District | 31-40% | District | 11-20% |
| School | 0-10% | School | 11-20% | School | 31-40% | School | 31-40% | School | 11-20% |
| Minimal | | Basic | | Passing | | Proficient | | Advanced | |

English

| Level 1 | | Level 2 | | Level 3 | | Level 4 | | Level 5 | |
|----------|-------|----------|-------|----------|-------|------------|-------|----------|-------|
| State | 9.1% | State | 17.9% | State | 27.3% | State | 28.8% | State | 16.9% |
| District | 15.5% | District | 22.9% | District | 28.4% | District | 23.4% | District | 9.8% |
| School | 15.6% | School | 24.2% | School | 29.5% | School | 21.5% | School | 9.3% |
| Minimal | | Basic | | Passing | | Proficient | | Advanced | |


Science

| Level 1 | | Level 2 | | Level 3 | | Level 4 | | Level 5 | |
|----------|-------|----------|-------|----------|-------|------------|-------|----------|-------|
| State | 11.2% | State | 11.0% | State | 19.5% | State | 34.8% | State | 23.5% |
| District | 7.1% | District | 13.2% | District | 22.3% | District | 36.0% | District | 21.3% |
| School | 7.1% | School | 13.2% | School | 22.3% | School | 36.0% | School | 21.3% |
| Minimal | | Basic | | Passing | | Proficient | | Advanced | |

Student Assessment Participation



Discipline



Other Data

