

Baldwyn High School

Baldwyn School District



512 NORTH FOURTH STREET
Baldwyn, MS 38824



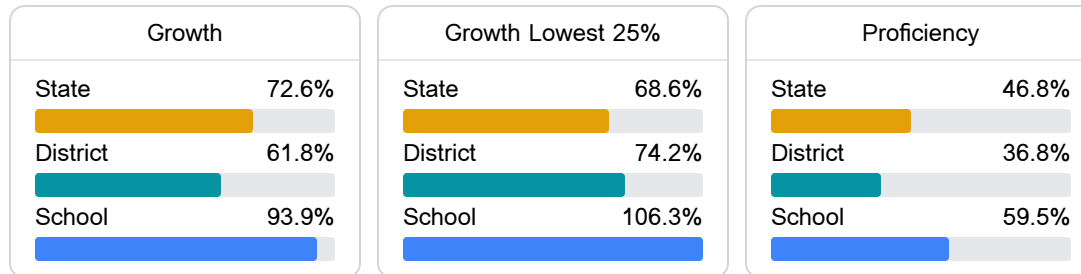
Rickey Weaver
weaverr@baldwynschools.com

School Accountability Grade Components

Mississippi's accountability system assigns "A" through "F" letter grades for schools and districts. Grades are based on student achievement, student growth, student participation in testing, and other academic measures. COVID - 19 pandemic disruptions continue to be reflected in 2021 - 2022 accountability data, particularly growth data.

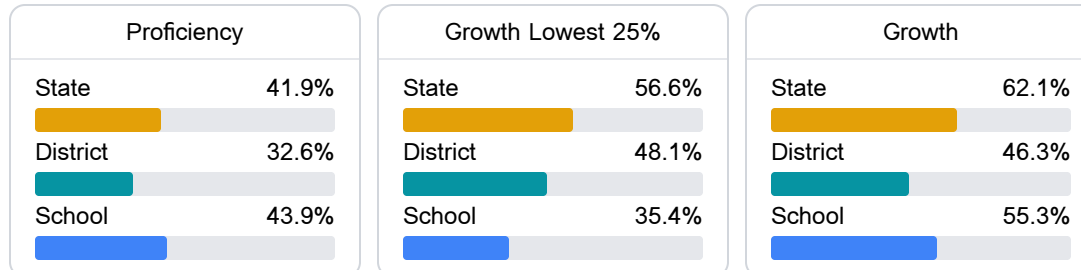
Math

Measurements of student performance on the statewide math assessment.



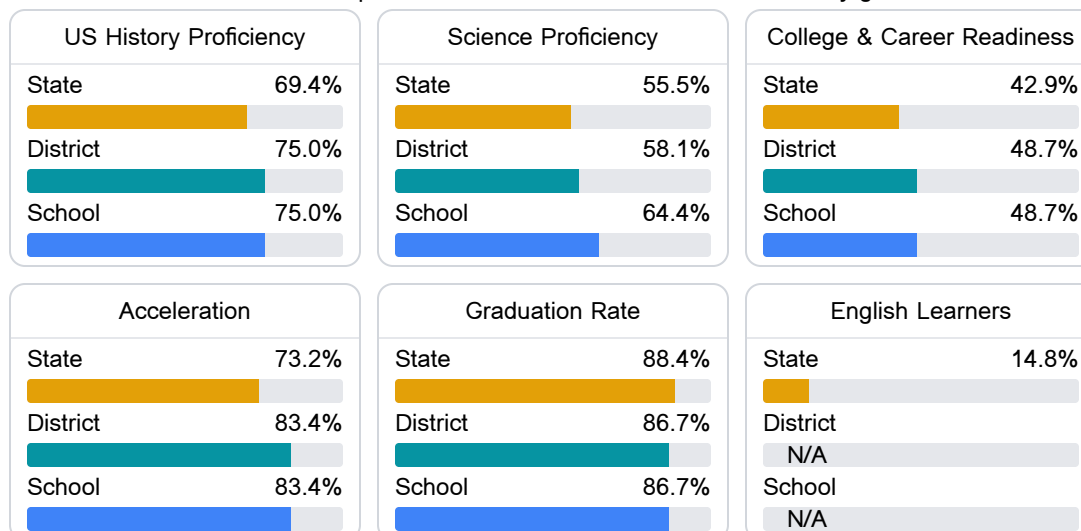
English

Measurements of student performance on the statewide English language arts (ELA) assessment.



Other Measures

Other measurements of student performance that factor into the accountability grade.



Teacher Data

19.0

Teachers



77.0%

Experienced Teachers

6.1%

Provisional Teachers

100.0%

In-Field Teachers

Detailed Assessment and Other Data

Student Performance

The following information shows each level of student performance on statewide assessments.

Math

Level 1		Level 2		Level 3		Level 4		Level 5	
State	7.0%	State	19.3%	State	27.3%	State	31.5%	State	15.0%
District	5.9%	District	26.2%	District	32.5%	District	29.6%	District	5.9%
School	N/A	School	12.8%	School	34.0%	School	46.8%	School	6.4%
Minimal		Basic		Passing		Proficient		Advanced	


English

Level 1		Level 2		Level 3		Level 4		Level 5	
State	8.6%	State	18.9%	State	31.3%	State	29.1%	State	12.1%
District	0-10%	District	21-30%	District	31-40%	District	21-30%	District	0-10%
School	0-10%	School	11-20%	School	31-40%	School	31-40%	School	0-10%
Minimal		Basic		Passing		Proficient		Advanced	

Science

Level 1		Level 2		Level 3		Level 4		Level 5	
State	11.0%	State	12.4%	State	22.5%	State	34.7%	State	19.4%
District	12.7%	District	8.1%	District	23.7%	District	35.3%	District	20.2%
School	12.9%	School	6.5%	School	22.6%	School	35.5%	School	22.6%
Minimal		Basic		Passing		Proficient		Advanced	

Student Assessment Participation



Discipline



Other Data



27.7 %

Chronic Absenteeism



\$18,214.01

Per-Pupil Expenditure



76.3 %

Post-Secondary Enrollment



58.8%

Advanced Course Participation