



Thrasher High School

Prentiss County School District



167 CR 1040
Booneville, MS 38829



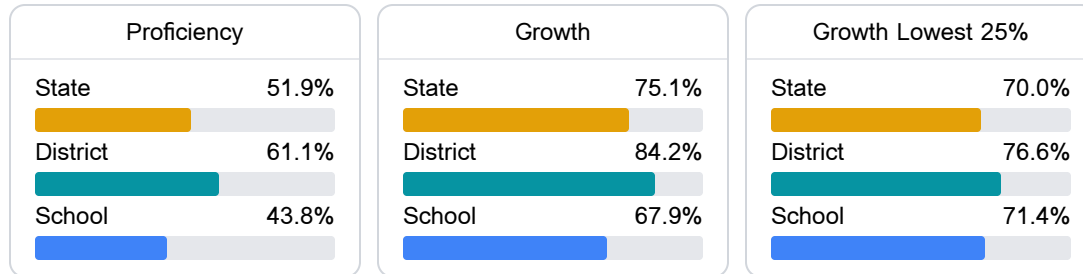
Leigh Estes
lestes@pcsdk12.com

School Accountability Grade Components

Mississippi's accountability system assigns "A" through "F" letter grades for schools and districts. Grades are based on student achievement, student growth, student participation in testing, and other academic measures.

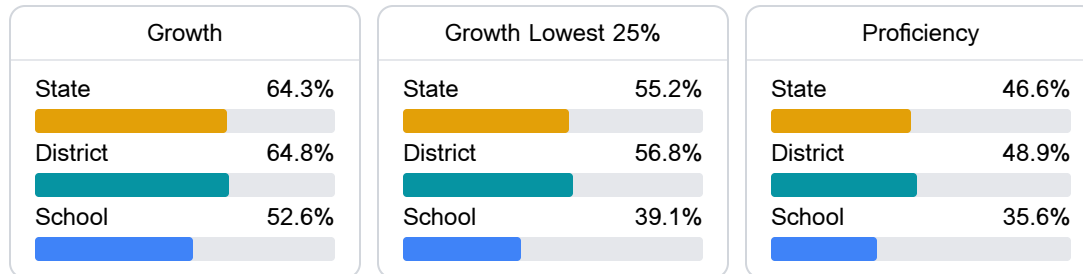
Math

Measurements of student performance on the statewide math assessment.



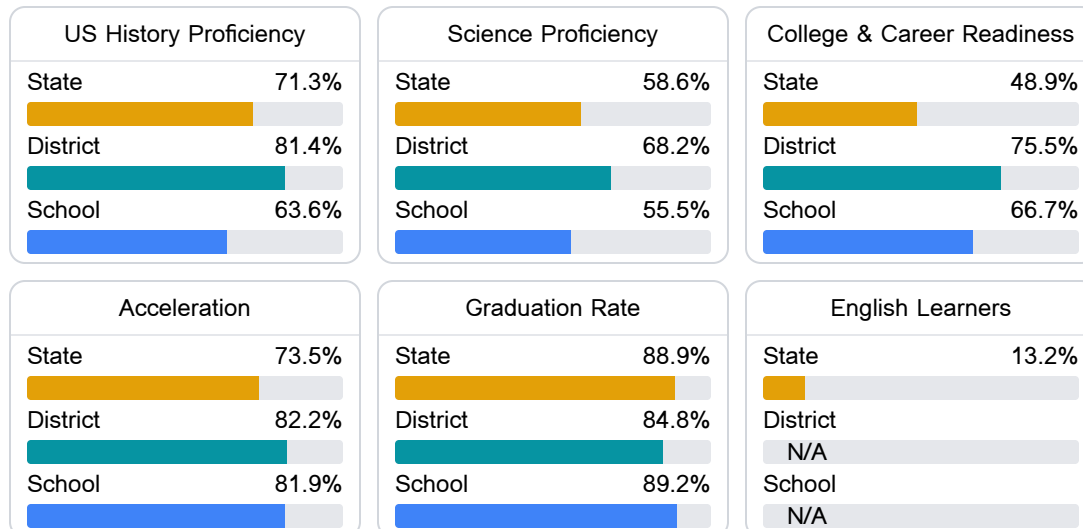
English

Measurements of student performance on the statewide English language arts (ELA) assessment.



Other Measures

Other measurements of student performance that factor into the accountability grade.



Teacher Data

37.0

Teachers



79.6%

Experienced Teachers

0.0%

Provisional Teachers

99.0%

In-Field Teachers

Detailed Assessment and Other Data

Student Performance

The following information shows each level of student performance on statewide assessments.

Math

Level 1		Level 2		Level 3		Level 4		Level 5	
State	0-10%	State	11-20%	State	21-30%	State	31-40%	State	11-20%
District	0-10%	District	11-20%	District	21-30%	District	31-40%	District	11-20%
School	0-10%	School	21-30%	School	31-40%	School	21-30%	School	0-10%
Minimal		Basic		Passing		Proficient		Advanced	

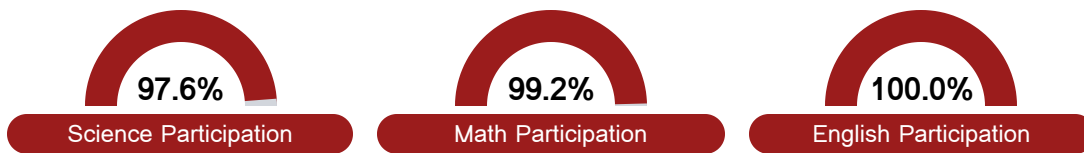
English

Level 1		Level 2		Level 3		Level 4		Level 5	
State	8.3%	State	17.0%	State	29.7%	State	29.3%	State	15.7%
District	6.2%	District	15.5%	District	31.4%	District	32.8%	District	14.1%
School	11.9%	School	22.6%	School	33.3%	School	23.1%	School	9.1%
Minimal		Basic		Passing		Proficient		Advanced	

Science

Level 1		Level 2		Level 3		Level 4		Level 5	
State	11.4%	State	11.9%	State	20.8%	State	33.6%	State	22.3%
District	6.0%	District	9.3%	District	22.7%	District	35.9%	District	26.0%
School	10.8%	School	15.8%	School	26.7%	School	27.5%	School	19.2%
Minimal		Basic		Passing		Proficient		Advanced	

Student Assessment Participation



Discipline



Other Data



22.7 %

Chronic Absenteeism



\$11,621.15

Per-Pupil Expenditure



53.1 %

Post-Secondary Enrollment



72.0%

Advanced Course Participation