



Thrasher High School

Prentiss County School District



167 CR 1040
Booneville, MS 38829



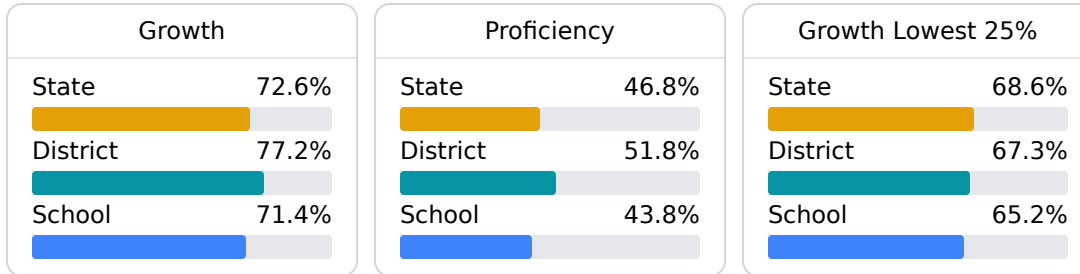
Leigh Estes
lestes@pcsdk12.com

School Accountability Grade Components

Mississippi's accountability system assigns "A" through "F" letter grades for schools and districts. Grades are based on student achievement, student growth, student participation in testing, and other academic measures. COVID - 19 pandemic disruptions continue to be reflected in 2021 - 2022 accountability data, particularly growth data.

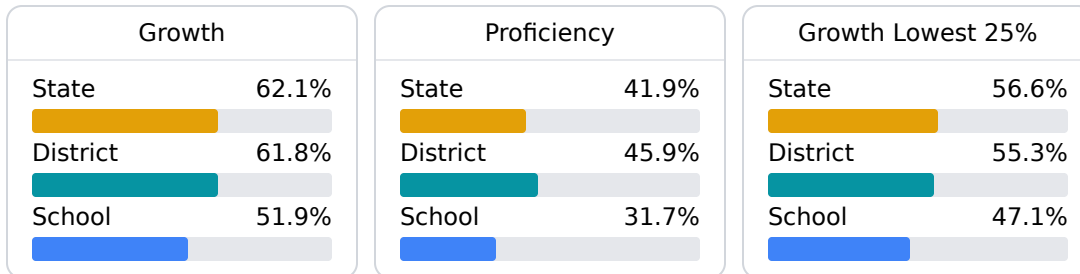
Math

Measurements of student performance on the statewide math assessment.



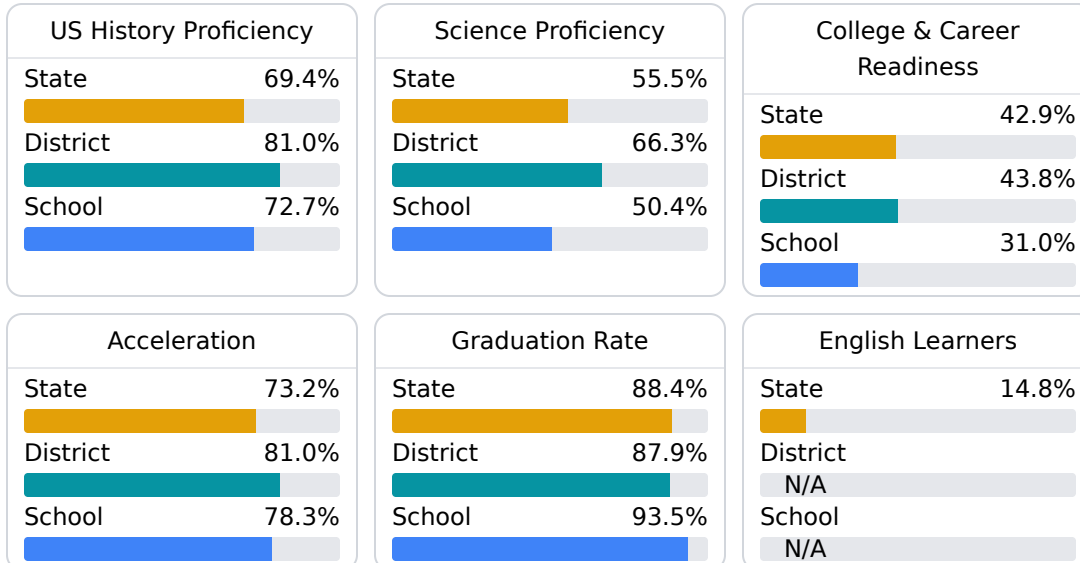
English

Measurements of student performance on the statewide English language arts (ELA) assessment.



Other Measures

Other measurements of student performance that factor into the accountability grade.



Teacher Data

39.0

Teachers



79.6%

Experienced Teachers

4.9%

Provisional Teachers

97.1%

In-Field Teachers

Detailed Assessment and Other Data

Student Performance

The following information shows each level of student performance on statewide assessments.

Math

Level 1		Level 2		Level 3		Level 4		Level 5	
State	7.0%	State	19.3%	State	27.3%	State	31.5%	State	15.0%
District	5.2%	District	17.1%	District	26.3%	District	37.0%	District	14.4%
School	7.5%	School	21.6%	School	28.2%	School	31.1%	School	11.6%
Minimal		Basic		Passing		Proficient		Advanced	

English

Level 1		Level 2		Level 3		Level 4		Level 5	
State	8.6%	State	18.9%	State	31.3%	State	29.1%	State	12.1%
District	6.2%	District	15.4%	District	33.8%	District	31.6%	District	13.1%
School	10.8%	School	18.9%	School	40.5%	School	20.7%	School	9.0%
Minimal		Basic		Passing		Proficient		Advanced	

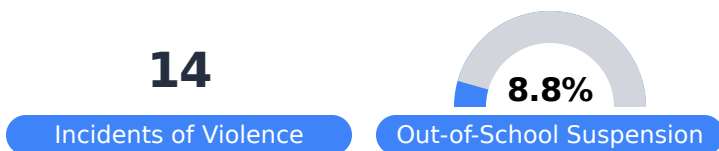
Science

Level 1		Level 2		Level 3		Level 4		Level 5	
State	11.0%	State	12.4%	State	22.5%	State	34.7%	State	19.4%
District	6.6%	District	8.8%	District	20.1%	District	41.1%	District	23.4%
School	15.5%	School	16.3%	School	18.7%	School	30.1%	School	19.5%
Minimal		Basic		Passing		Proficient		Advanced	

Student Assessment Participation



Discipline



Other Data



35.7%

Chronic Absenteeism



\$9,905.02

Per-Pupil Expenditure



57.9%

Post-Secondary Enrollment



71.0%

Advanced Course Participation