



## New Site High School

Prentiss County School District



1020 Hwy. 4 East  
New Site, MS 38859



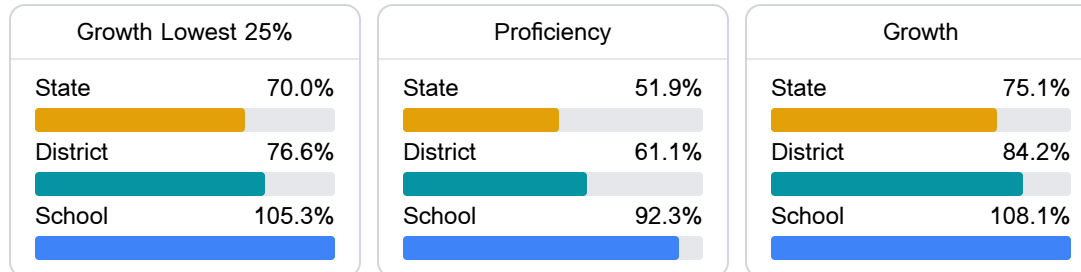
Kenny Sparks  
ksparks@pcsdk12.com

### School Accountability Grade Components

Mississippi's accountability system assigns "A" through "F" letter grades for schools and districts. Grades are based on student achievement, student growth, student participation in testing, and other academic measures.

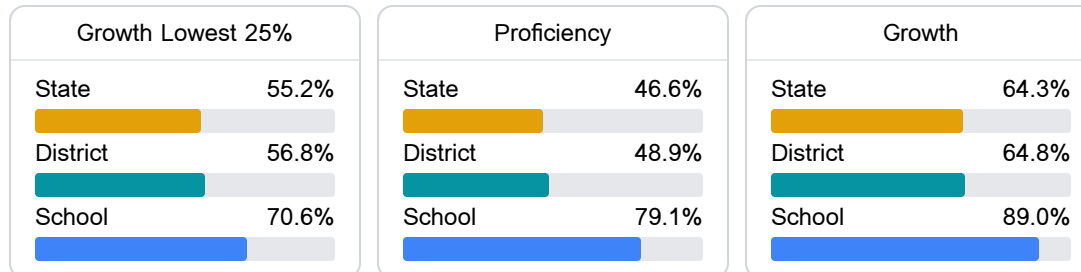
#### Math

Measurements of student performance on the statewide math assessment.



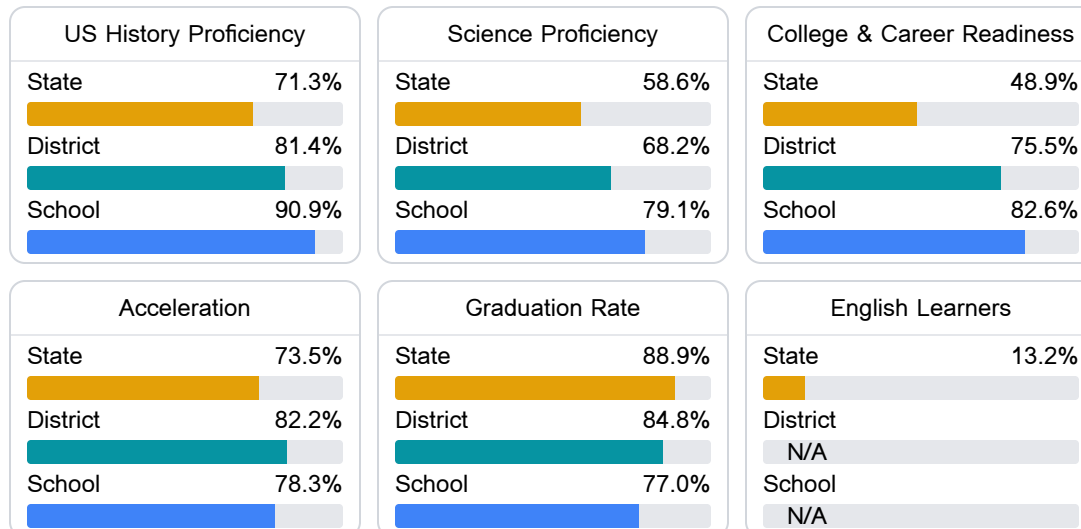
#### English

Measurements of student performance on the statewide English language arts (ELA) assessment.



#### Other Measures

Other measurements of student performance that factor into the accountability grade.



### Teacher Data

19.9

Teachers



90.4%

Experienced Teachers

0.0%

Provisional Teachers

94.4%

In-Field Teachers

## Detailed Assessment and Other Data

### Student Performance

The following information shows each level of student performance on statewide assessments.

#### Math

Level 1		Level 2		Level 3		Level 4		Level 5	
State	0-10%	State	11-20%	State	21-30%	State	31-40%	State	11-20%
District	0-10%	District	11-20%	District	21-30%	District	31-40%	District	11-20%
School		School	7.4%	School	19.1%	School	60.3%	School	13.2%
N/A									
Minimal		Basic		Passing		Proficient		Advanced	

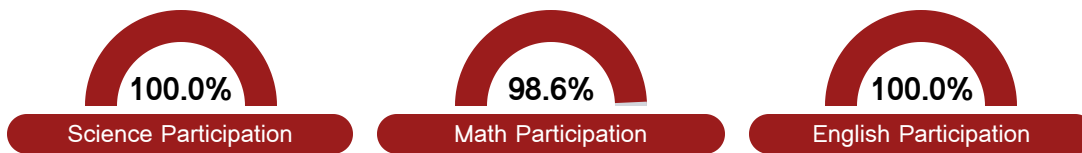
#### English

Level 1		Level 2		Level 3		Level 4		Level 5	
State	8.3%	State	17.0%	State	29.7%	State	29.3%	State	15.7%
District	6.2%	District	15.5%	District	31.4%	District	32.8%	District	14.1%
School		School	10.8%	School	16.2%	School	47.3%	School	25.7%
N/A									
Minimal		Basic		Passing		Proficient		Advanced	

#### Science

Level 1		Level 2		Level 3		Level 4		Level 5	
State	11.4%	State	11.9%	State	20.8%	State	33.6%	State	22.3%
District	6.0%	District	9.3%	District	22.7%	District	35.9%	District	26.0%
School	0-10%	School	11-20%	School	11-20%	School	51-60%	School	11-20%
Minimal		Basic		Passing		Proficient		Advanced	

### Student Assessment Participation



### Discipline



### Other Data



13.2 %

Chronic Absenteeism



\$12,255.67

Per-Pupil Expenditure



54.2 %

Post-Secondary Enrollment



60.3%

Advanced Course Participation