



Pontotoc High School

Pontotoc City School District



123 North Main Street
Pontotoc, MS 38863



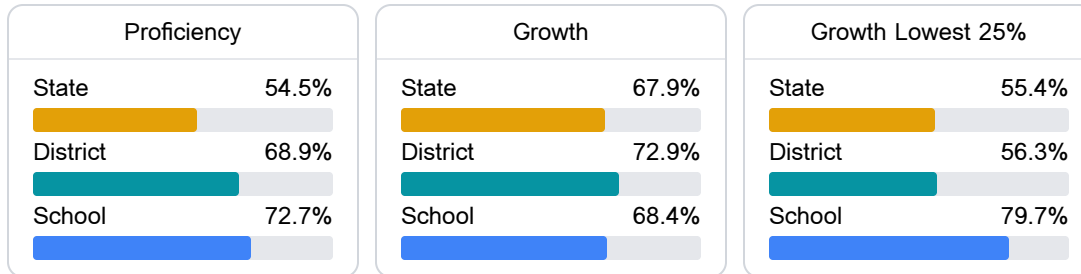
DUSTIN PAYNE
dpayne@pontotoc.k12.ms.us

School Accountability Grade Components

Mississippi's accountability system assigns "A" through "F" letter grades for schools and districts. Grades are based on student achievement, student growth, student participation in testing, and other academic measures.

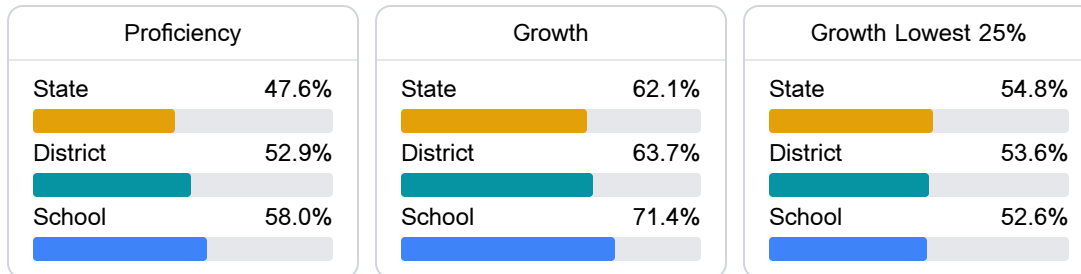
Math

Measurements of student performance on the statewide math assessment.



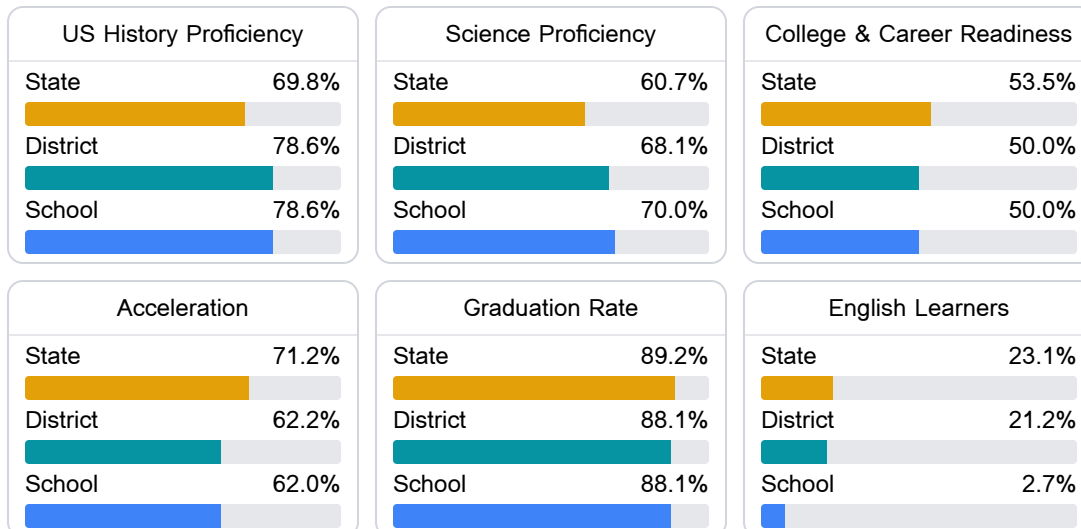
English

Measurements of student performance on the statewide English language arts (ELA) assessment.



Other Measures

Other measurements of student performance that factor into the accountability grade.



Detailed Assessment and Other Data

Student Performance

The following information shows each level of student performance on statewide assessments.

Math

Level 1		Level 2		Level 3		Level 4		Level 5	
State	0-10%	State	11-20%	State	21-30%	State	31-40%	State	11-20%
District	0-10%	District	0-10%	District	21-30%	District	41-50%	District	21-30%
School	N/A	School	7.6%	School	21.2%	School	62.1%	School	9.1%
Minimal		Basic		Passing		Proficient		Advanced	

English

Level 1		Level 2		Level 3		Level 4		Level 5	
State	8.8%	State	16.5%	State	29.4%	State	29.5%	State	15.9%
District	7.2%	District	12.1%	District	31.4%	District	32.7%	District	16.6%
School	5.8%	School	13.6%	School	31.1%	School	30.6%	School	18.9%
Minimal		Basic		Passing		Proficient		Advanced	

Science

Level 1		Level 2		Level 3		Level 4		Level 5	
State	12.3%	State	11.8%	State	20.1%	State	33.9%	State	21.9%
District	9.0%	District	8.6%	District	19.5%	District	39.5%	District	23.4%
School	11.5%	School	8.2%	School	18.7%	School	37.9%	School	23.6%
Minimal		Basic		Passing		Proficient		Advanced	

Student Assessment Participation



Other Data



47.3%

Chronic Absenteeism