


## **B** Pontotoc High School Pontotoc City School District

 123 North Main Street  
Pontotoc, MS 38863

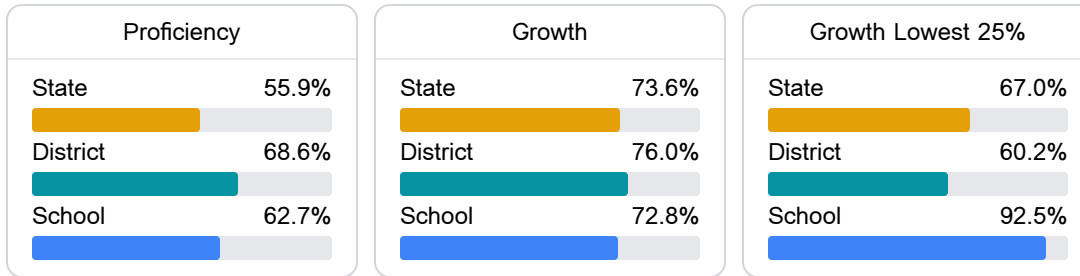
 DUSTIN PAYNE  
dpayne@pontotoc.k12.ms.us

### School Accountability Grade Components

Mississippi's accountability system assigns "A" through "F" letter grades for schools and districts. Grades are based on student achievement, student growth, student participation in testing, and other academic measures.

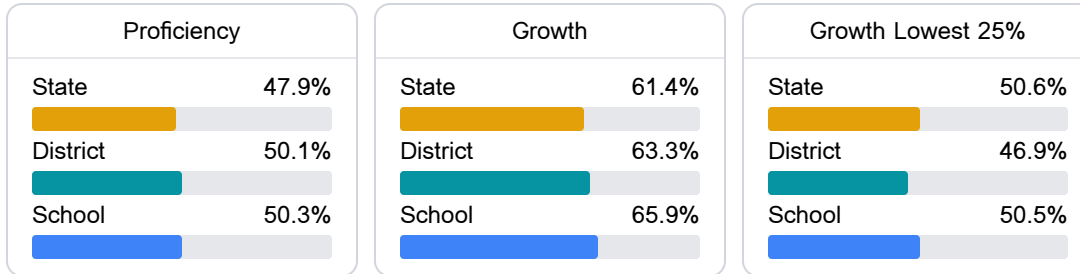
#### Math

Measurements of student performance on the statewide math assessment.



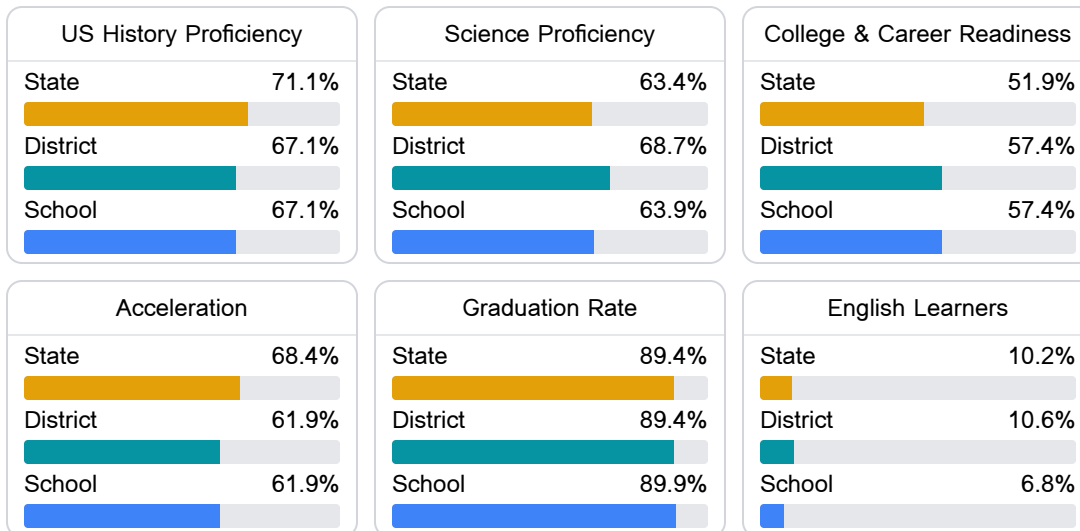
#### English

Measurements of student performance on the statewide English language arts (ELA) assessment.



#### Other Measures

Other measurements of student performance that factor into the accountability grade.



## Detailed Assessment and Other Data

### Student Performance

The following information shows each level of student performance on statewide assessments.

#### Math

Level 1		Level 2		Level 3		Level 4		Level 5	
State	0-10%	State	11-20%	State	21-30%	State	31-40%	State	11-20%
District	0-10%	District	0-10%	District	21-30%	District	41-50%	District	21-30%
School	N/A	School	5.9%	School	30.7%	School	57.9%	School	5.5%
Minimal		Basic		Passing		Proficient		Advanced	

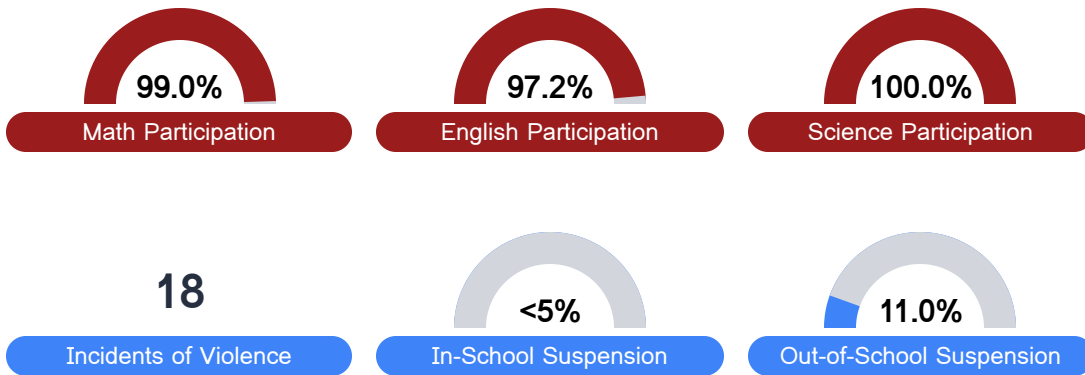
#### English

Level 1		Level 2		Level 3		Level 4		Level 5	
State	9.1%	State	17.9%	State	27.3%	State	28.8%	State	16.9%
District	8.7%	District	14.9%	District	29.3%	District	29.5%	District	17.6%
School	11.5%	School	16.3%	School	30.1%	School	26.3%	School	15.8%
Minimal		Basic		Passing		Proficient		Advanced	

#### Science

Level 1		Level 2		Level 3		Level 4		Level 5	
State	11.2%	State	11.0%	State	19.5%	State	34.8%	State	23.5%
District	10.2%	District	8.6%	District	18.2%	District	36.3%	District	26.7%
School	13.4%	School	10.7%	School	19.5%	School	33.7%	School	22.6%
Minimal		Basic		Passing		Proficient		Advanced	

### Student Assessment Participation



### Other Data

