

## Pontotoc High School

Pontotoc City School District



123 North Main Street  
Pontotoc, MS 38863



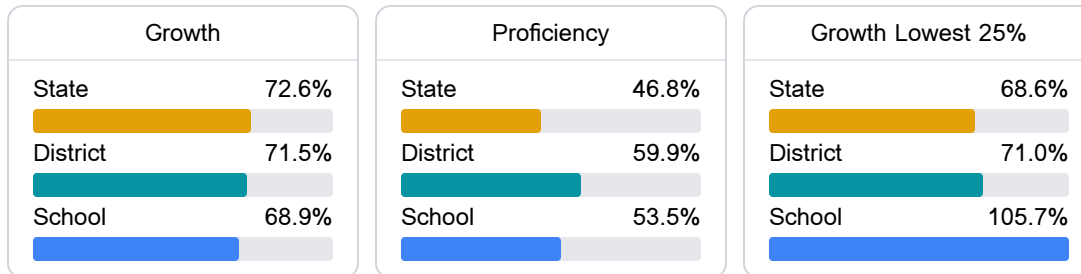
Dustin Payne  
dpayne@pontotoc.k12.ms.us

### School Accountability Grade Components

Mississippi's accountability system assigns "A" through "F" letter grades for schools and districts. Grades are based on student achievement, student growth, student participation in testing, and other academic measures. COVID - 19 pandemic disruptions continue to be reflected in 2021 - 2022 accountability data, particularly growth data.

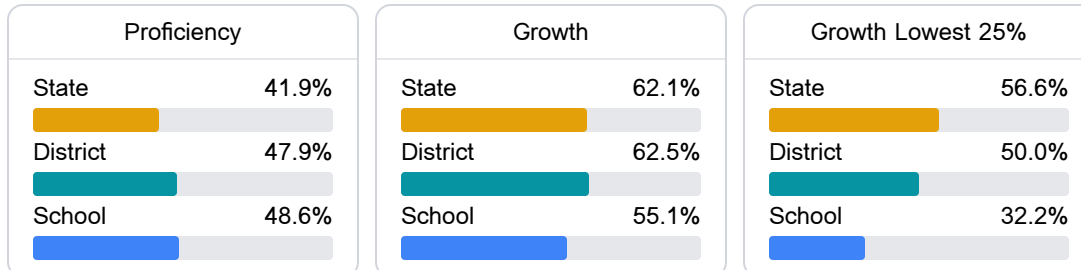
#### Math

Measurements of student performance on the statewide math assessment.



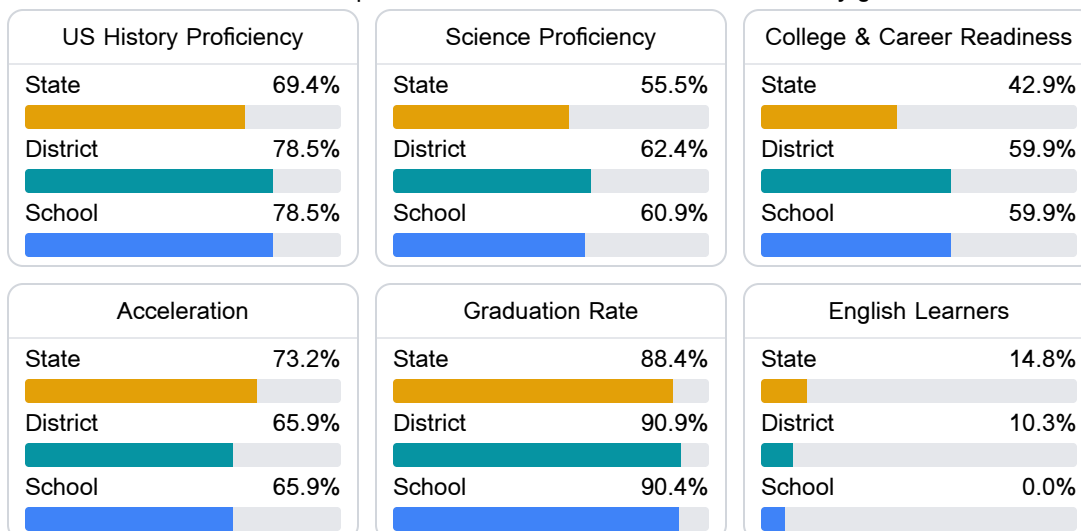
#### English

Measurements of student performance on the statewide English language arts (ELA) assessment.



#### Other Measures

Other measurements of student performance that factor into the accountability grade.



### Teacher Data

49.7

Teachers



78.7%

Experienced Teachers

0.0%

Provisional Teachers

95.9%

In-Field Teachers

## Detailed Assessment and Other Data

## Student Performance

The following information shows each level of student performance on statewide assessments.

## Math

Level 1		Level 2		Level 3		Level 4		Level 5	
State	7.0%	State	19.3%	State	27.3%	State	31.5%	State	15.0%
District	0-10%	District	0-10%	District	21-30%	District	31-40%	District	11-20%
School	0-10%	School	0-10%	School	41-50%	School	41-50%	School	0-10%
Minimal		Basic		Passing		Proficient		Advanced	

## English

Level 1		Level 2		Level 3		Level 4		Level 5	
State	8.6%	State	18.9%	State	31.3%	State	29.1%	State	12.1%
District	5.8%	District	12.9%	District	34.1%	District	34.0%	District	13.3%
School	0-10%	School	0-10%	School	31-40%	School	21-30%	School	11-20%
Minimal		Basic		Passing		Proficient		Advanced	


## Science

Level 1		Level 2		Level 3		Level 4		Level 5	
State	11.0%	State	12.4%	State	22.5%	State	34.7%	State	19.4%
District	6.5%	District	10.4%	District	22.8%	District	39.6%	District	20.8%
School	7.1%	School	10.9%	School	23.4%	School	38.0%	School	20.7%
Minimal		Basic		Passing		Proficient		Advanced	

## Student Assessment Participation



## Discipline



## Other Data



39.6 %

Chronic Absenteeism



\$9,402.77

Per-Pupil Expenditure



76.1 %

Post-Secondary Enrollment



60.2%

Advanced Course Participation