

## Pontotoc High School

Pontotoc City School District



123 North Main Street  
Pontotoc, MS 38863



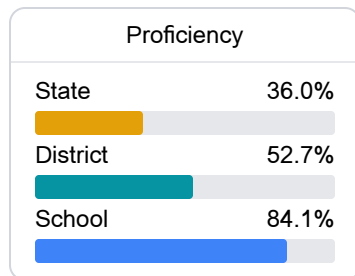
DUSTIN PAYNE  
dpayne@pontotoc.k12.ms.us

### School Accountability Grade Components

Mississippi's accountability system assigns "A" through "F" letter grades for schools and districts. Grades are based on student achievement, student growth, student participation in testing, and other academic measures. COVID - 19 pandemic disruptions continue to be reflected in 2021 - 2022 accountability data, particularly growth data.

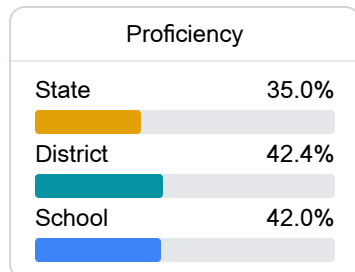
#### Math

Measurements of student performance on the statewide math assessment.



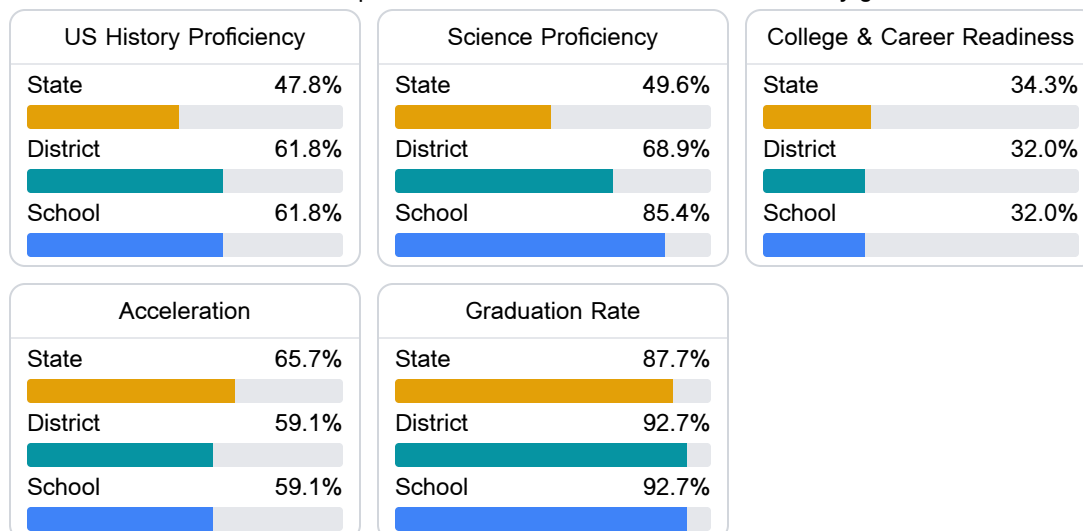
#### English

Measurements of student performance on the statewide English language arts (ELA) assessment.



#### Other Measures

Other measurements of student performance that factor into the accountability grade.



### Teacher Data

47.9

Teachers



79.3%

Experienced Teachers

1.9%

Provisional Teachers

97.3%

In-Field Teachers

## Detailed Assessment and Other Data

## Student Performance

The following information shows each level of student performance on statewide assessments.

## Math

Level 1		Level 2		Level 3		Level 4		Level 5	
State	11.6%	State	24.2%	State	29.5%	State	24.8%	State	9.9%
District	0-10%	District	11-20%	District	31-40%	District	31-40%	District	11-20%
School	0-10%	School	11-20%	School	51-60%	School	21-30%	School	0-10%
Minimal		Basic		Passing		Proficient		Advanced	

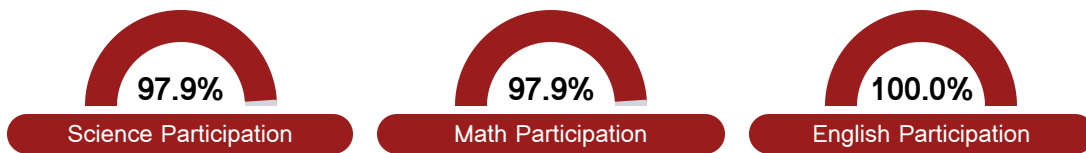
## English

Level 1		Level 2		Level 3		Level 4		Level 5	
State	10.8%	State	23.1%	State	31.8%	State	24.6%	State	9.7%
District	5.8%	District	17.4%	District	35.7%	District	30.1%	District	11.0%
School	12.5%	School	16.7%	School	30.4%	School	31.0%	School	9.5%
Minimal		Basic		Passing		Proficient		Advanced	

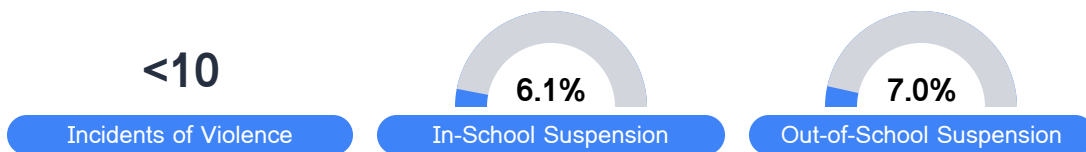
## Science

Level 1		Level 2		Level 3		Level 4		Level 5	
State	13.8%	State	14.5%	State	23.4%	State	32.7%	State	15.7%
District	8.8%	District	9.8%	District	23.8%	District	35.4%	District	22.3%
School	13.3%	School	13.3%	School	24.9%	School	28.2%	School	20.4%
Minimal		Basic		Passing		Proficient		Advanced	

## Student Assessment Participation



## Discipline



\* Source: 2017-2018 Civil Rights Data Collection

## Other Data



41.1 %

Chronic Absenteeism



\$9,402.13

Per-Pupil Expenditure



72.1 %

Post-Secondary Enrollment



53.5%

Advanced Course Participation