

A South Pontotoc High School

Pontotoc County School District



1523 South Pontotoc Rd
Pontotoc, MS 38863



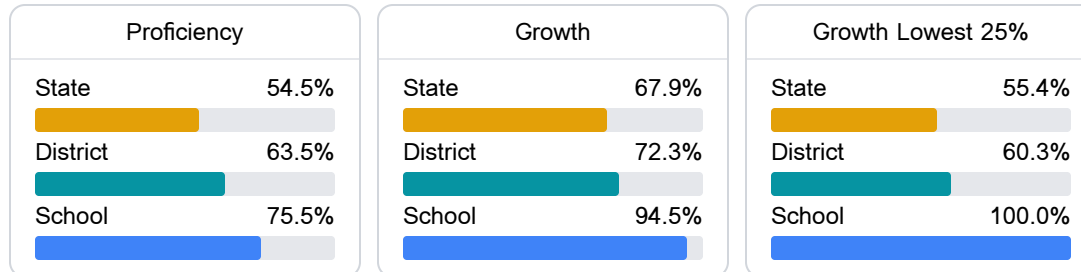
JONATHAN PUCKETT
bpuckett1@pcsd.ms

School Accountability Grade Components

Mississippi's accountability system assigns "A" through "F" letter grades for schools and districts. Grades are based on student achievement, student growth, student participation in testing, and other academic measures.

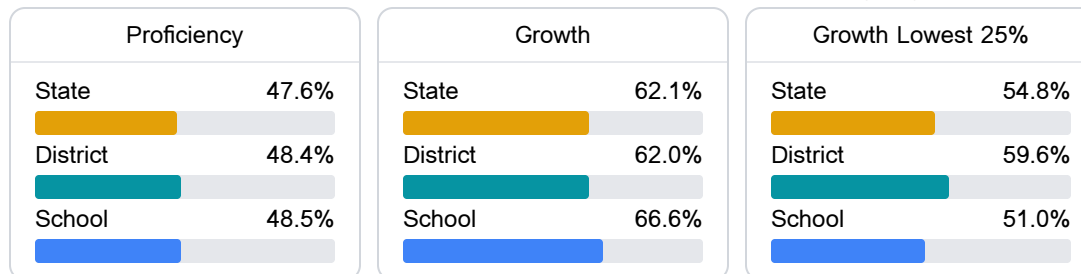
Math

Measurements of student performance on the statewide math assessment.



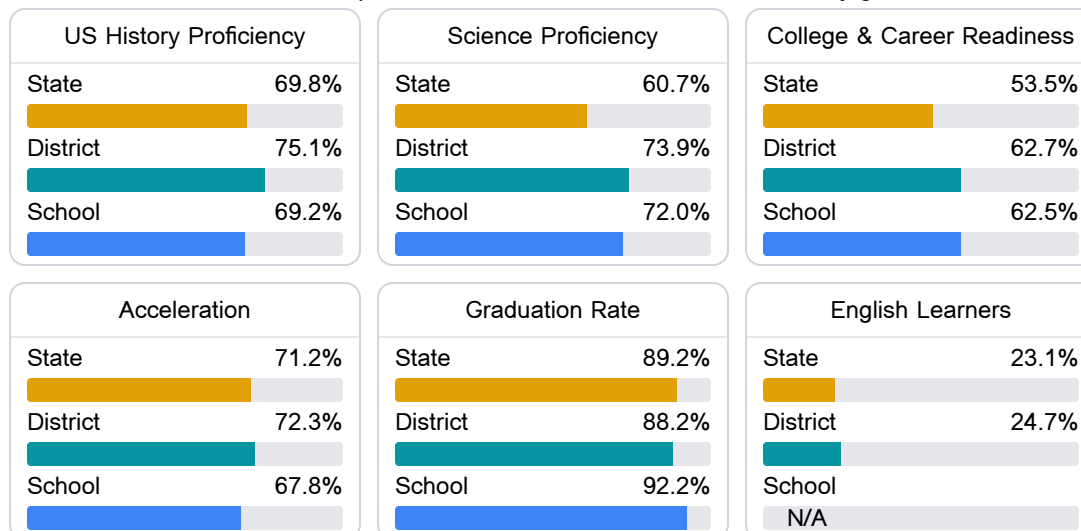
English

Measurements of student performance on the statewide English language arts (ELA) assessment.



Other Measures

Other measurements of student performance that factor into the accountability grade.



Detailed Assessment and Other Data

Student Performance

The following information shows each level of student performance on statewide assessments.

Math

Level 1		Level 2		Level 3		Level 4		Level 5	
State	0-10%	State	11-20%	State	21-30%	State	31-40%	State	11-20%
District	0-10%	District	0-10%	District	21-30%	District	41-50%	District	11-20%
School	N/A	School	0-10%	School	21-30%	School	61-70%	School	11-20%
Minimal		Basic		Passing		Proficient		Advanced	

English

Level 1		Level 2		Level 3		Level 4		Level 5	
State	8.8%	State	16.5%	State	29.4%	State	29.5%	State	15.9%
District	7.2%	District	15.0%	District	31.3%	District	33.4%	District	13.1%
School	11.0%	School	17.8%	School	28.0%	School	28.0%	School	15.3%
Minimal		Basic		Passing		Proficient		Advanced	

Science

Level 1		Level 2		Level 3		Level 4		Level 5	
State	12.3%	State	11.8%	State	20.1%	State	33.9%	State	21.9%
District	8.1%	District	6.2%	District	16.3%	District	39.7%	District	29.8%
School	11.6%	School	7.7%	School	13.6%	School	41.9%	School	25.2%
Minimal		Basic		Passing		Proficient		Advanced	

Student Assessment Participation



Other Data



48.1 %

Chronic Absenteeism