



South Pontotoc High School

Pontotoc County School District



1523 South Pontotoc Rd
Pontotoc, MS 38863



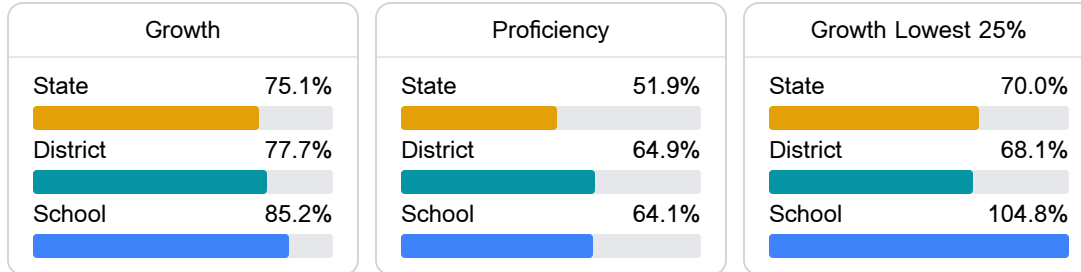
Brant Puckett
bpuckett1@pcsd.ms

School Accountability Grade Components

Mississippi's accountability system assigns "A" through "F" letter grades for schools and districts. Grades are based on student achievement, student growth, student participation in testing, and other academic measures.

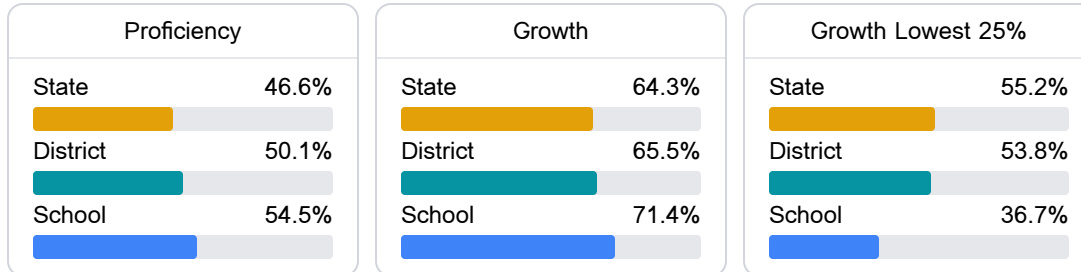
Math

Measurements of student performance on the statewide math assessment.



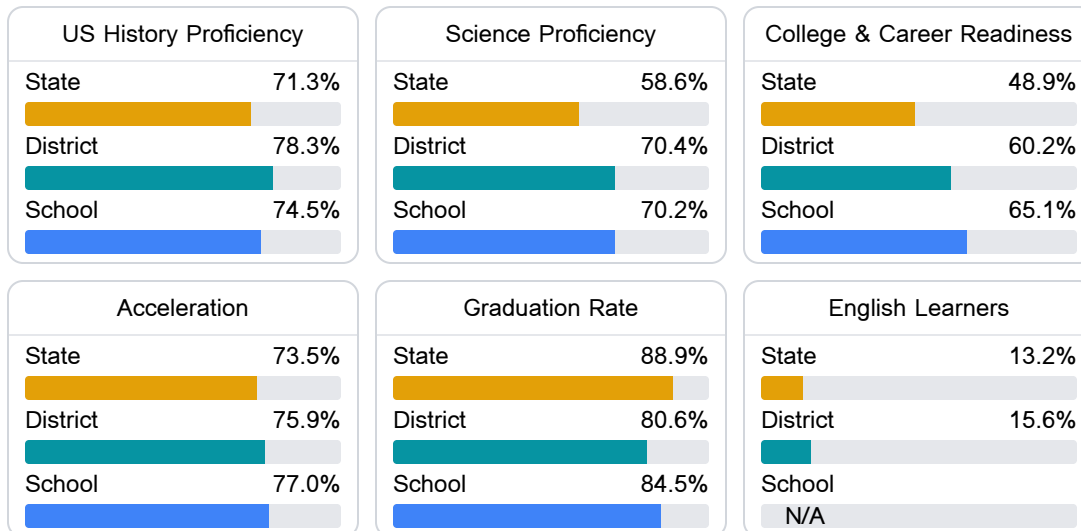
English

Measurements of student performance on the statewide English language arts (ELA) assessment.



Other Measures

Other measurements of student performance that factor into the accountability grade.



Teacher Data

32.1

Teachers



80.7%

Experienced Teachers

2.4%

Provisional Teachers

97.6%

In-Field Teachers

Detailed Assessment and Other Data

Student Performance

The following information shows each level of student performance on statewide assessments.

Math

Level 1		Level 2		Level 3		Level 4		Level 5	
State	0-10%	State	11-20%	State	21-30%	State	31-40%	State	11-20%
District	0-10%	District	0-10%	District	21-30%	District	41-50%	District	21-30%
School	0-10%	School	0-10%	School	31-40%	School	41-50%	School	11-20%
Minimal		Basic		Passing		Proficient		Advanced	

English

Level 1		Level 2		Level 3		Level 4		Level 5	
State	8.3%	State	17.0%	State	29.7%	State	29.3%	State	15.7%
District	5.7%	District	14.3%	District	31.5%	District	33.1%	District	15.4%
School	5.7%	School	17.1%	School	27.6%	School	27.6%	School	22.0%
Minimal		Basic		Passing		Proficient		Advanced	


Science

Level 1		Level 2		Level 3		Level 4		Level 5	
State	11.4%	State	11.9%	State	20.8%	State	33.6%	State	22.3%
District	6.9%	District	7.1%	District	18.6%	District	38.8%	District	28.6%
School	12.5%	School	13.1%	School	13.1%	School	38.1%	School	23.1%
Minimal		Basic		Passing		Proficient		Advanced	

Student Assessment Participation



Discipline



Other Data



46.5 %

Chronic Absenteeism



\$13,374.55

Per-Pupil Expenditure



58.8 %

Post-Secondary Enrollment



53.7%

Advanced Course Participation