



South Pontotoc Middle School

Pontotoc County School District



1523 South Pontotoc Rd
Pontotoc, MS 38863



Ben Moore
bmoore@pcsd.ms

Identified for **Targeted Support and Improvement**

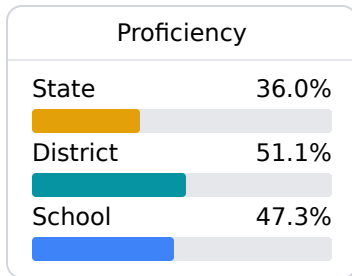
School Accountability Grade Components

Mississippi's accountability system assigns "A" through "F" letter grades for schools and districts. Grades are based on student achievement, student growth, student participation in testing, and other academic measures.

The COVID-19 pandemic disrupted many facets of education, including instruction, assessment, and student attendance during the 2020-2021 school year. These disruptions may have influenced a student's opportunity to learn, motivation and/or assessment administration conditions. Results presented should not be considered comparable to prior years. There are no new A-F letter grades for districts and schools because assessments were not administered in 2019-2020 and growth could not be calculated.

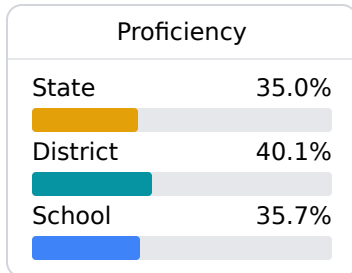
Math

Measurements of student performance on the statewide math assessment.



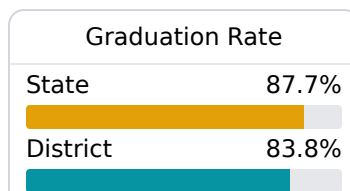
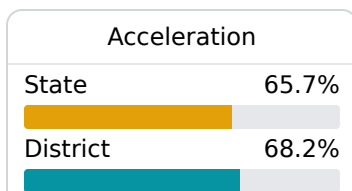
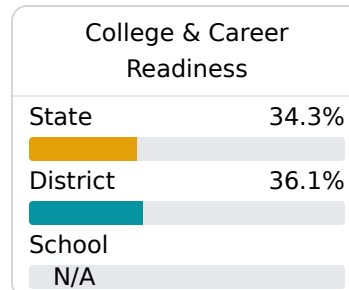
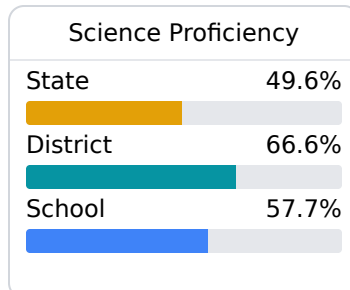
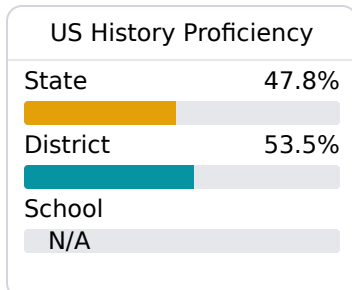
English

Measurements of student performance on the statewide English language arts (ELA) assessment.



Other Measures

Other measurements of student performance that factor into the accountability grade.



Teacher Data

27.4

Teachers



86.1%

Experienced Teachers

3.2%

Provisional Teachers

96.0%

In-Field Teachers

Detailed Assessment and Other Data

Student Performance

The following information shows each level of student performance on statewide assessments.

Math

Level 1		Level 2		Level 3		Level 4		Level 5	
State	11.6%	State	24.2%	State	29.5%	State	24.8%	State	9.9%
District	5.3%	District	15.6%	District	31.5%	District	36.0%	District	11.7%
School	5.3%	School	14.1%	School	33.8%	School	36.4%	School	10.4%
Minimal		Basic		Passing		Proficient		Advanced	

English

Level 1		Level 2		Level 3		Level 4		Level 5	
State	10.8%	State	23.1%	State	31.8%	State	24.6%	State	9.7%
District	6.9%	District	17.5%	District	36.5%	District	30.6%	District	8.6%
School	6.7%	School	16.8%	School	41.2%	School	27.0%	School	8.3%
Minimal		Basic		Passing		Proficient		Advanced	

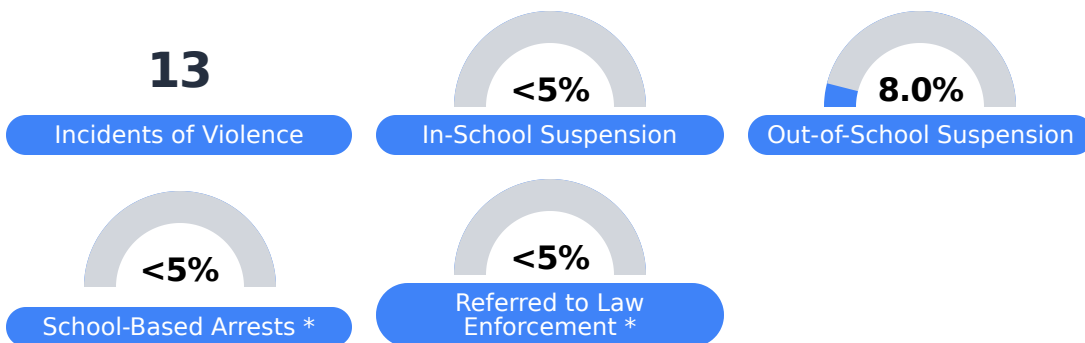
Science

Level 1		Level 2		Level 3		Level 4		Level 5	
State	13.8%	State	14.5%	State	23.4%	State	32.7%	State	15.7%
District	6.8%	District	9.6%	District	21.3%	District	37.9%	District	24.3%
School	8.9%	School	10.5%	School	22.6%	School	44.4%	School	13.7%
Minimal		Basic		Passing		Proficient		Advanced	

Student Assessment Participation



Discipline



* Source: 2017-2018 Civil Rights Data Collection

Other Data



16.1%

Chronic Absenteeism



\$7,952.70

Per-Pupil Expenditure