



## South Pontotoc Elementary School

Pontotoc County School District



1523 South Pontotoc Rd  
Pontotoc, MS 38863



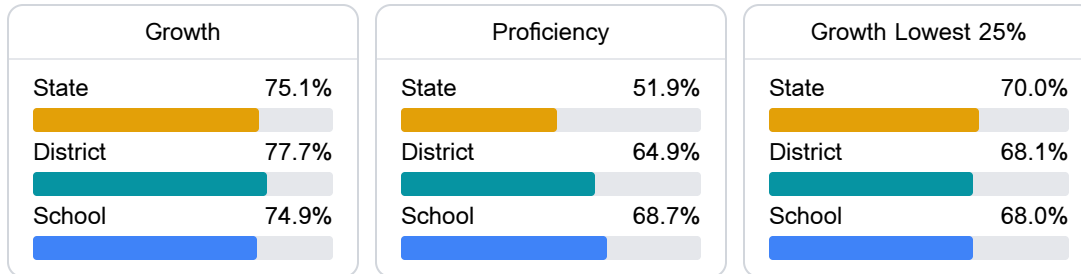
Emily Speck  
especk@pcsd.ms

### School Accountability Grade Components

Mississippi's accountability system assigns "A" through "F" letter grades for schools and districts. Grades are based on student achievement, student growth, student participation in testing, and other academic measures.

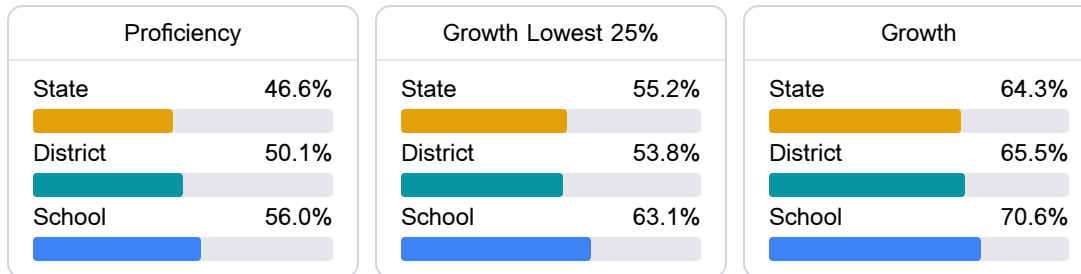
#### Math

Measurements of student performance on the statewide math assessment.



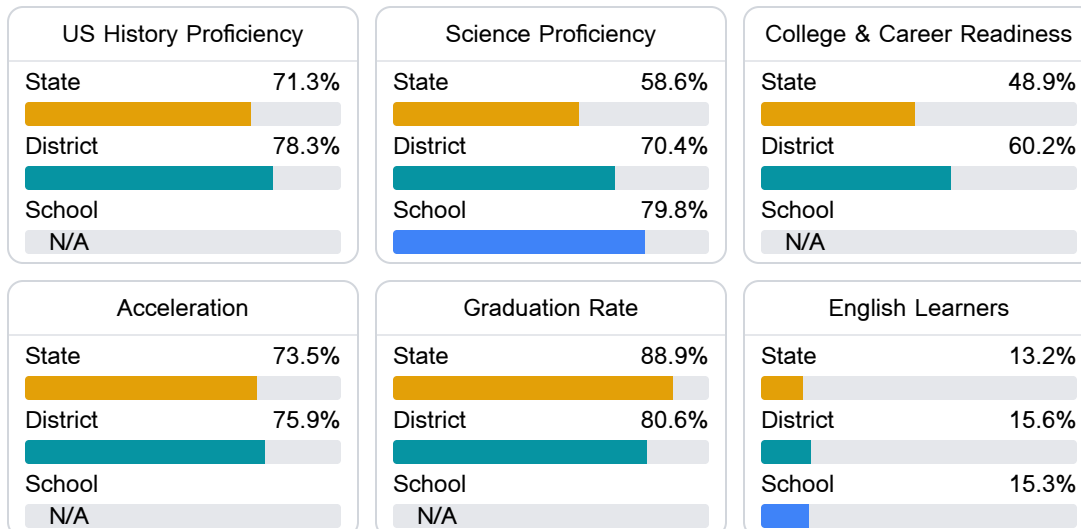
#### English

Measurements of student performance on the statewide English language arts (ELA) assessment.



#### Other Measures

Other measurements of student performance that factor into the accountability grade.



### Teacher Data

55.0

Teachers



87.5%

Experienced Teachers

0.0%

Provisional Teachers

98.3%

In-Field Teachers

## Detailed Assessment and Other Data

## Student Performance

The following information shows each level of student performance on statewide assessments.

## Math

Level 1		Level 2		Level 3		Level 4		Level 5	
State	0-10%	State	11-20%	State	21-30%	State	31-40%	State	11-20%
District	0-10%	District	0-10%	District	21-30%	District	41-50%	District	21-30%
School	0-10%	School	11-20%	School	11-20%	School	31-40%	School	21-30%
Minimal		Basic		Passing		Proficient		Advanced	

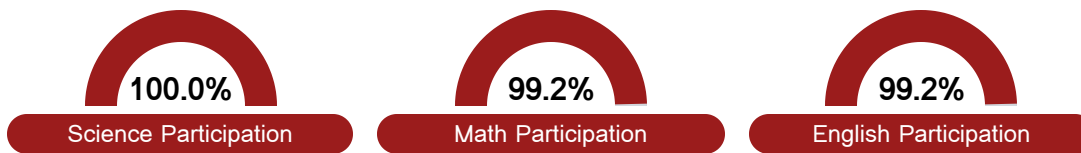
## English

Level 1		Level 2		Level 3		Level 4		Level 5	
State	8.3%	State	17.0%	State	29.7%	State	29.3%	State	15.7%
District	5.7%	District	14.3%	District	31.5%	District	33.1%	District	15.4%
School	5.3%	School	14.3%	School	25.4%	School	44.7%	School	10.3%
Minimal		Basic		Passing		Proficient		Advanced	

## Science

Level 1		Level 2		Level 3		Level 4		Level 5	
State	11.4%	State	11.9%	State	20.8%	State	33.6%	State	22.3%
District	6.9%	District	7.1%	District	18.6%	District	38.8%	District	28.6%
School	0-10%	School	0-10%	School	11-20%	School	41-50%	School	31-40%
Minimal		Basic		Passing		Proficient		Advanced	

## Student Assessment Participation



## Discipline



## Other Data



44.0 %

Chronic Absenteeism



\$8,602.86

Per-Pupil Expenditure