

North Pontotoc Middle School

Pontotoc County School District

8324 Hwy 15 North
Ecpu, MS 38841

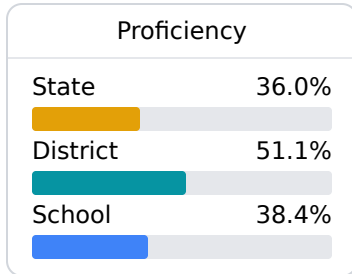
Jim Matthews
jimmatthews@pcsd.ms

School Accountability Grade Components

Mississippi's accountability system assigns "A" through "F" letter grades for schools and districts. Grades are based on student achievement, student growth, student participation in testing, and other academic measures. COVID - 19 pandemic disruptions continue to be reflected in 2021 - 2022 accountability data, particularly growth data.

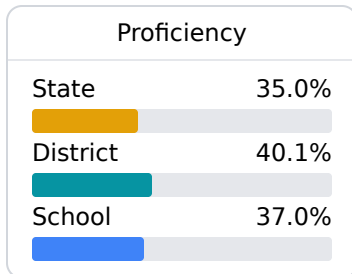
Math

Measurements of student performance on the statewide math assessment.



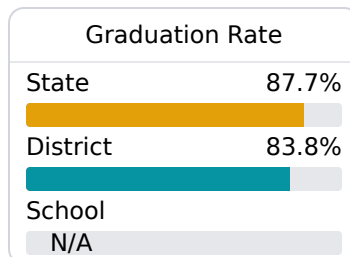
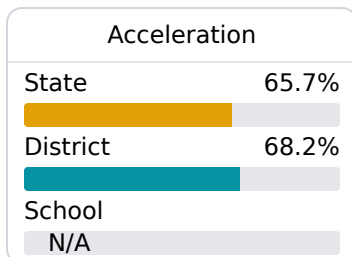
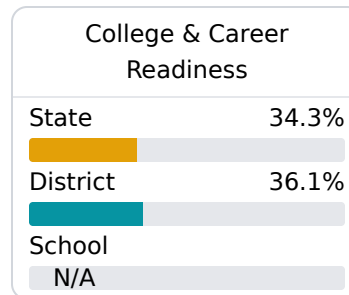
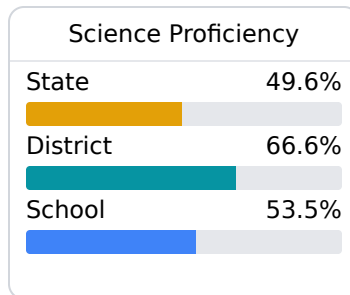
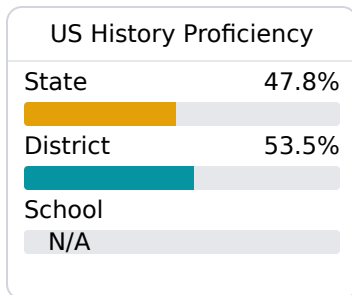
English

Measurements of student performance on the statewide English language arts (ELA) assessment.



Other Measures

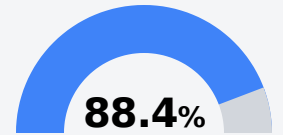
Other measurements of student performance that factor into the accountability grade.



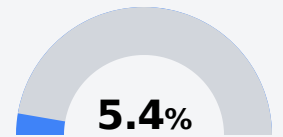
Teacher Data

23.4

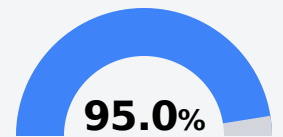
Teachers



Experienced Teachers



Provisional Teachers



In-Field Teachers

Detailed Assessment and Other Data

Student Performance

The following information shows each level of student performance on statewide assessments.

Math

Level 1		Level 2		Level 3		Level 4		Level 5	
State	11.6%	State	24.2%	State	29.5%	State	24.8%	State	9.9%
District	5.3%	District	15.6%	District	31.5%	District	36.0%	District	11.7%
School	12.5%	School	20.8%	School	30.1%	School	30.5%	School	6.1%
Minimal		Basic		Passing		Proficient		Advanced	

English

Level 1		Level 2		Level 3		Level 4		Level 5	
State	10.8%	State	23.1%	State	31.8%	State	24.6%	State	9.7%
District	6.9%	District	17.5%	District	36.5%	District	30.6%	District	8.6%
School	11.4%	School	17.4%	School	36.3%	School	25.3%	School	9.6%
Minimal		Basic		Passing		Proficient		Advanced	

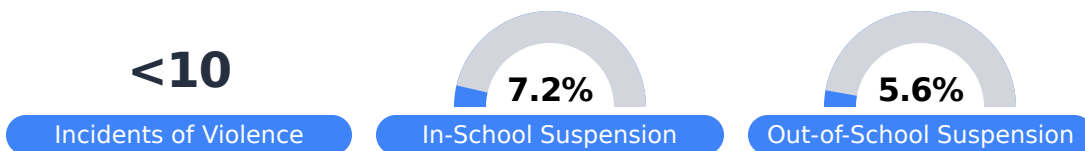
Science

Level 1		Level 2		Level 3		Level 4		Level 5	
State	13.8%	State	14.5%	State	23.4%	State	32.7%	State	15.7%
District	6.8%	District	9.6%	District	21.3%	District	37.9%	District	24.3%
School	9.4%	School	10.7%	School	28.2%	School	26.9%	School	24.8%
Minimal		Basic		Passing		Proficient		Advanced	

Student Assessment Participation



Discipline



* Source: 2017-2018 Civil Rights Data Collection

Other Data



26.7%

Chronic Absenteeism



\$7,917.52

Per-Pupil Expenditure