



North Pontotoc Middle School

Pontotoc County School District



8324 Hwy 15 North
Ecru, MS 38841



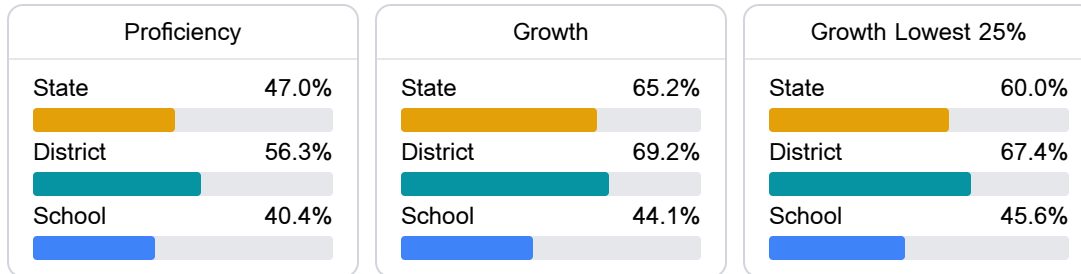
JIM MATTHEWS
jimmatthews@pcsd.ms

School Accountability Grade Components

Mississippi's accountability system assigns "A" through "F" letter grades for schools and districts. Grades are based on student achievement, student growth, student participation in testing, and other academic measures.

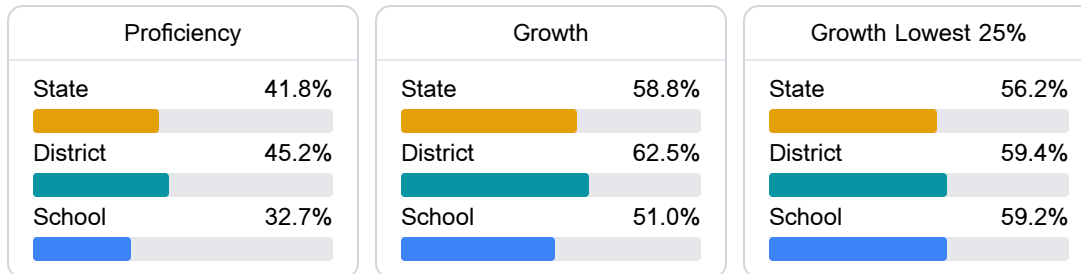
Math

Measurements of student performance on the statewide math assessment.



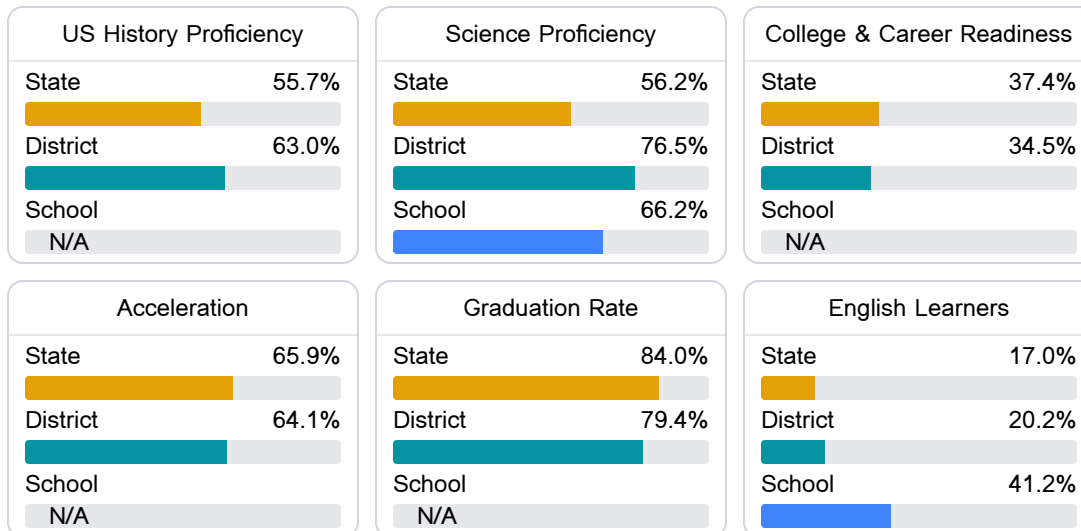
English

Measurements of student performance on the statewide English language arts (ELA) assessment.



Other Measures

Other measurements of student performance that factor into the accountability grade.



Detailed Assessment and Other Data

Student Performance

The following information shows each level of student performance on statewide assessments.

Math

Level 1		Level 2		Level 3		Level 4		Level 5	
State	5.6%	State	17.7%	State	31.2%	State	31.3%	State	14.1%
District	0-10%	District	11-20%	District	31-40%	District	31-40%	District	11-20%
School	7.4%	School	14.8%	School	39.7%	School	31.9%	School	6.1%
Minimal		Basic		Passing		Proficient		Advanced	

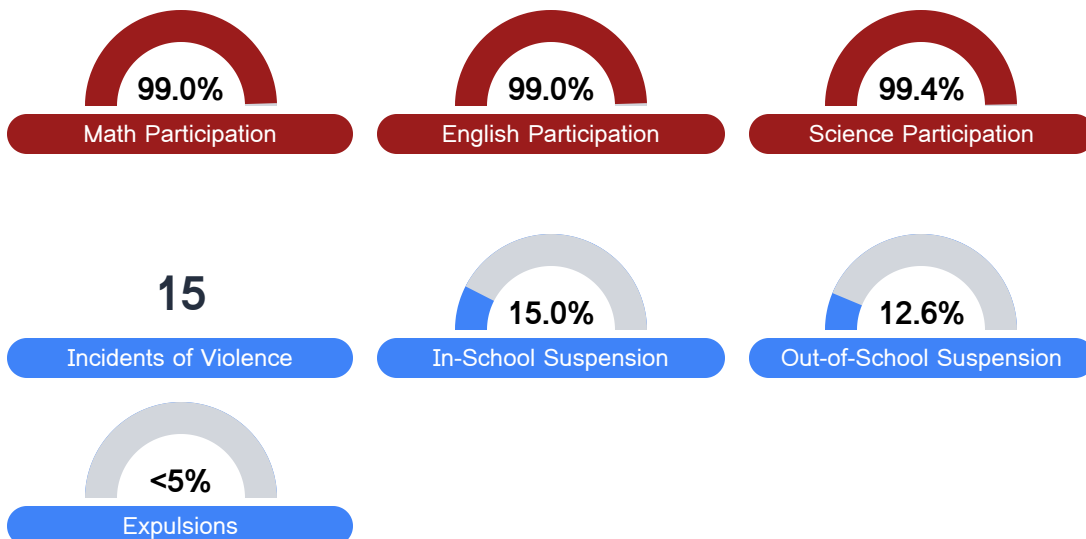
English

Level 1		Level 2		Level 3		Level 4		Level 5	
State	6.8%	State	19.6%	State	33.5%	State	28.9%	State	11.2%
District	0-10%	District	11-20%	District	31-40%	District	31-40%	District	0-10%
School	7.4%	School	14.2%	School	46.5%	School	25.8%	School	6.1%
Minimal		Basic		Passing		Proficient		Advanced	

Science

Level 1		Level 2		Level 3		Level 4		Level 5	
State	10.3%	State	13.6%	State	23.4%	State	36.0%	State	16.7%
District	0-10%	District	0-10%	District	11-20%	District	41-50%	District	21-30%
School	9.6%	School	9.6%	School	28.1%	School	36.5%	School	16.2%
Minimal		Basic		Passing		Proficient		Advanced	

Student Assessment Participation



* Source: 2017-2018 Civil Rights Data Collection

Other Data



14.7%

Chronic Absenteeism



\$6,160.54

Per-Pupil Expenditure