



Summit Elementary School

Mccomb School District



1201 Baldwin Street
Summit, MS 39666



Lakya Washington
washingtonl@mccomb.k12.ms.us

School Accountability Grade Components

Mississippi's accountability system assigns "A" through "F" letter grades for schools and districts. Grades are based on student achievement, student growth, student participation in testing, and other academic measures.

Math

Measurements of student performance on the statewide math assessment.

Proficiency		Growth Lowest 25%		Growth	
State	55.9%	State	67.0%	State	73.6%
District	43.0%	District	59.7%	District	63.2%
School	37.8%	School	45.2%	School	47.1%

English

Measurements of student performance on the statewide English language arts (ELA) assessment.

Growth		Proficiency		Growth Lowest 25%	
State	61.4%	State	47.9%	State	50.6%
District	54.9%	District	34.9%	District	54.3%
School	46.5%	School	40.8%	School	35.4%

Other Measures

Other measurements of student performance that factor into the accountability grade.

US History Proficiency		Science Proficiency		College & Career Readiness	
State	71.1%	State	63.4%	State	51.9%
District	63.8%	District	57.1%	District	22.8%
School	N/A	School	66.7%	School	N/A

Acceleration		Graduation Rate		English Learners	
State	68.4%	State	89.4%	State	10.2%
District	40.9%	District	74.9%	District	2.3%
School	N/A	School	N/A	School	N/A

Teacher Data

18.9

Teachers



82.3%

Experienced Teachers

15.9%

Provisional Teachers

100.0%

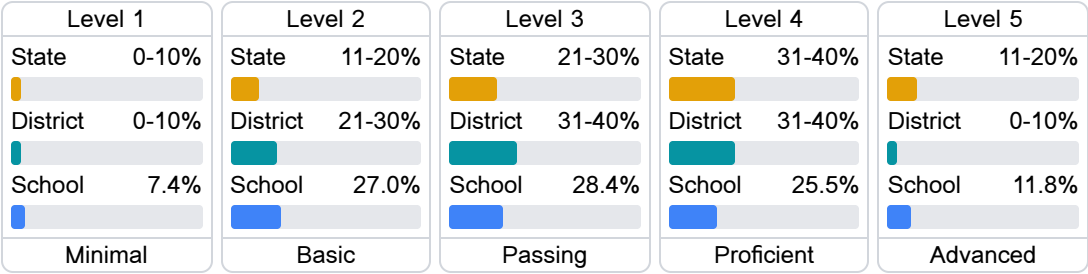
In-Field Teachers

Detailed Assessment and Other Data

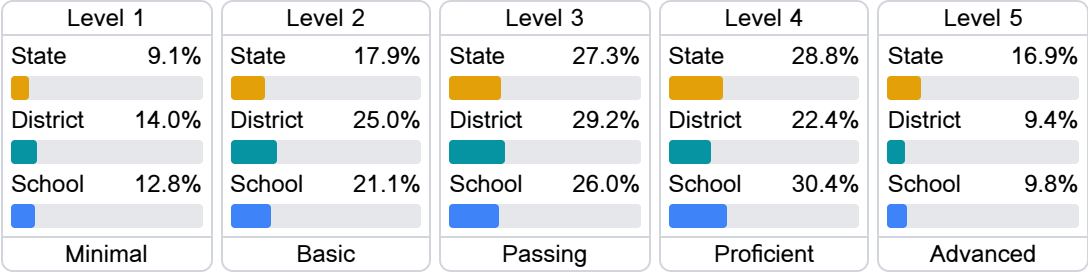
Student Performance

The following information shows each level of student performance on statewide assessments.

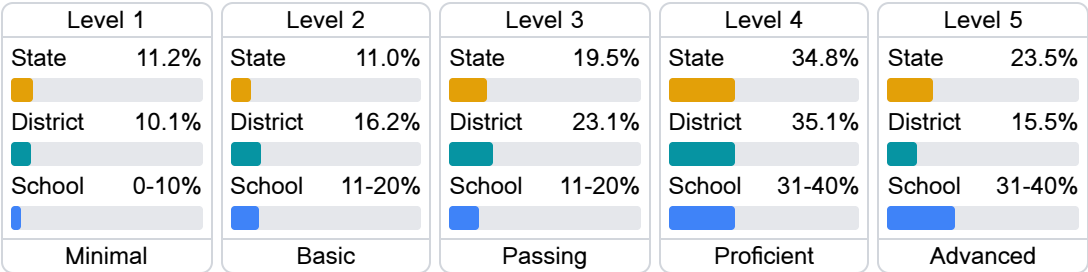
Math



English



Science



Student Assessment Participation



Discipline



Other Data

