



## Summit Elementary School

Mccomb School District



1201 Baldwin Street  
Summit, MS 39666



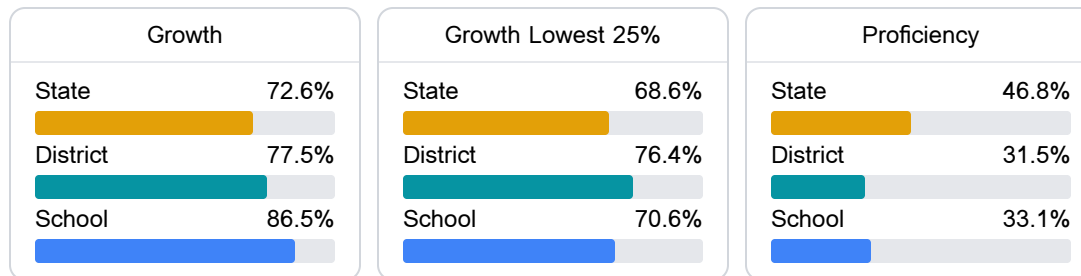
Lakya Washington  
[washingtonl@mccomb.k12.ms.us](mailto:washingtonl@mccomb.k12.ms.us)

### School Accountability Grade Components

Mississippi's accountability system assigns "A" through "F" letter grades for schools and districts. Grades are based on student achievement, student growth, student participation in testing, and other academic measures. COVID - 19 pandemic disruptions continue to be reflected in 2021 - 2022 accountability data, particularly growth data.

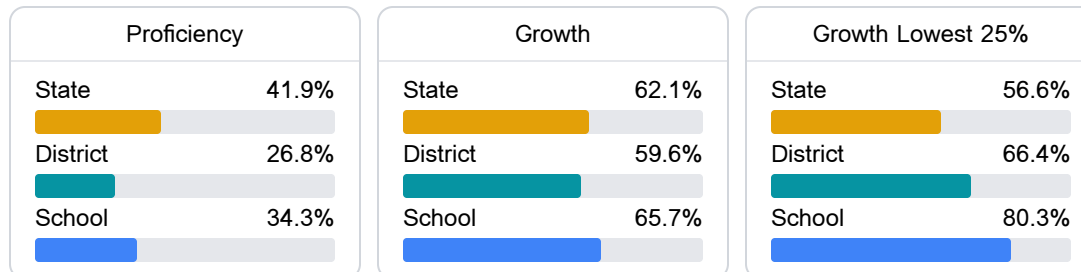
#### Math

Measurements of student performance on the statewide math assessment.



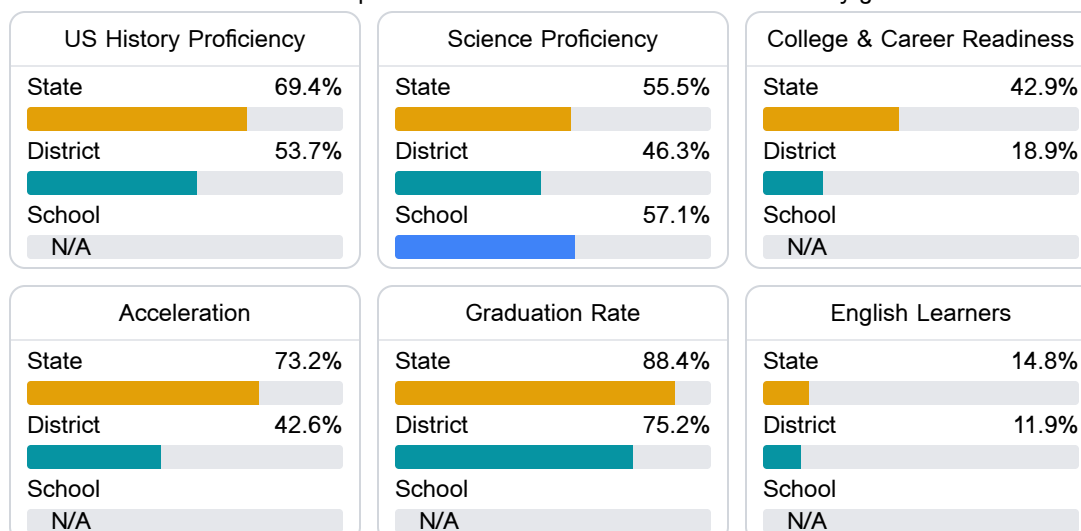
#### English

Measurements of student performance on the statewide English language arts (ELA) assessment.



#### Other Measures

Other measurements of student performance that factor into the accountability grade.



### Teacher Data

18.0

Teachers



81.4%

Experienced Teachers

14.9%

Provisional Teachers

100.0%

In-Field Teachers

## Detailed Assessment and Other Data

## Student Performance

The following information shows each level of student performance on statewide assessments.

## Math

Level 1		Level 2		Level 3		Level 4		Level 5	
State	7.0%	State	19.3%	State	27.3%	State	31.5%	State	15.0%
District	8.8%	District	28.4%	District	33.1%	District	22.0%	District	7.6%
School	11.6%	School	29.1%	School	28.6%	School	15.9%	School	14.8%
Minimal		Basic		Passing		Proficient		Advanced	

## English

Level 1		Level 2		Level 3		Level 4		Level 5	
State	8.6%	State	18.9%	State	31.3%	State	29.1%	State	12.1%
District	15.3%	District	26.8%	District	32.4%	District	20.2%	District	5.4%
School	15.9%	School	27.0%	School	24.9%	School	23.3%	School	9.0%
Minimal		Basic		Passing		Proficient		Advanced	

## Science

Level 1		Level 2		Level 3		Level 4		Level 5	
State	11.0%	State	12.4%	State	22.5%	State	34.7%	State	19.4%
District	14.8%	District	15.7%	District	27.1%	District	32.7%	District	9.8%
School	17.0%	School	12.8%	School	19.2%	School	27.7%	School	23.4%
Minimal		Basic		Passing		Proficient		Advanced	

## Student Assessment Participation



## Discipline



## Other Data



36.8 %

Chronic Absenteeism



\$12,308.90

Per-Pupil Expenditure