



## Eva Gordon Upper Elementary School

South Pike School District



1147 North Clark Street  
Magnolia, MS 39652



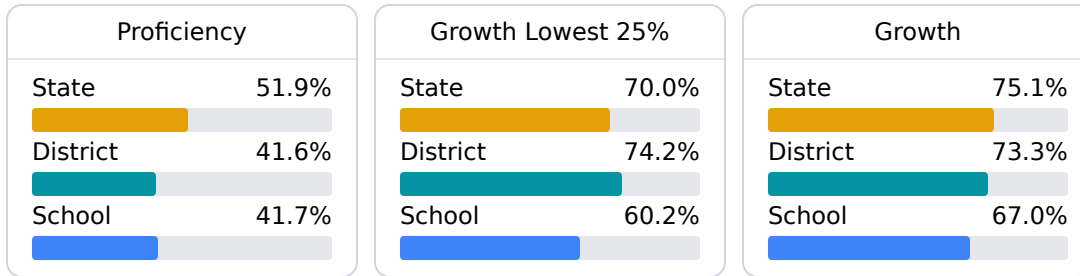
Caprice Smalley  
csmalley@southpike.org

### School Accountability Grade Components

Mississippi's accountability system assigns "A" through "F" letter grades for schools and districts. Grades are based on student achievement, student growth, student participation in testing, and other academic measures.

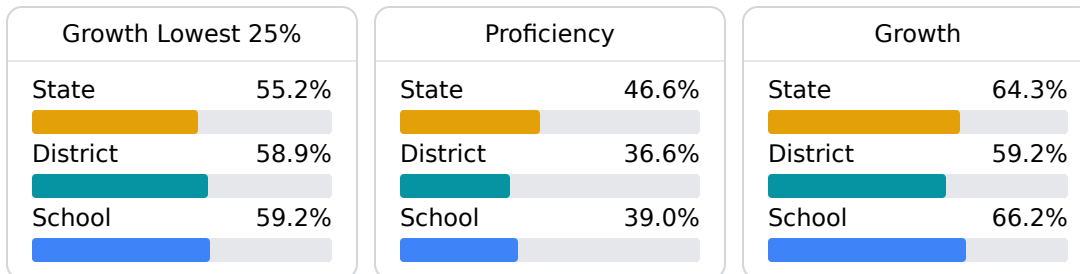
#### Math

Measurements of student performance on the statewide math assessment.



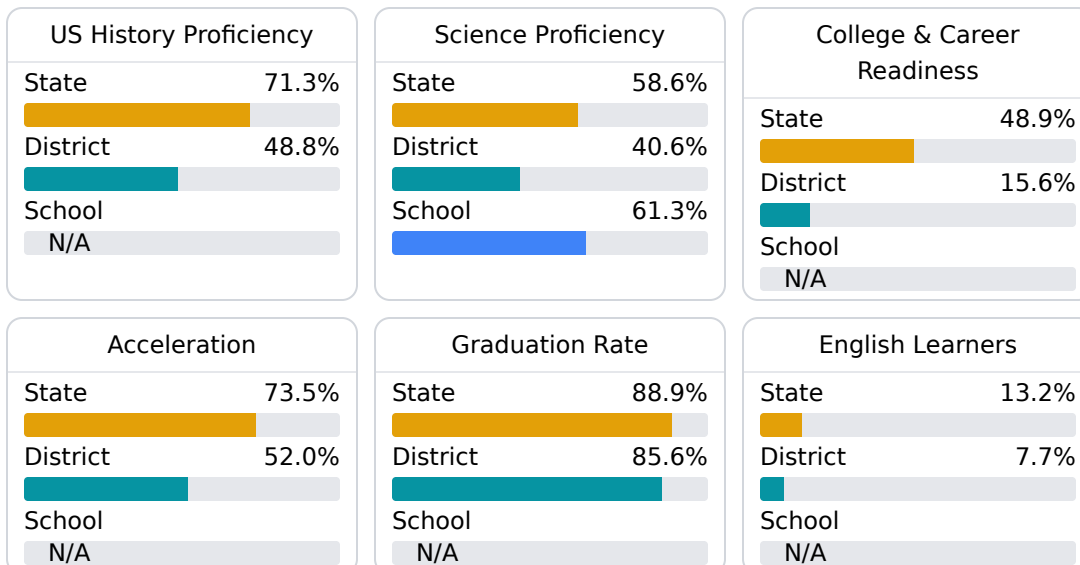
#### English

Measurements of student performance on the statewide English language arts (ELA) assessment.



#### Other Measures

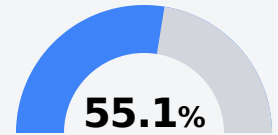
Other measurements of student performance that factor into the accountability grade.



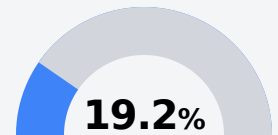
### Teacher Data

15.6

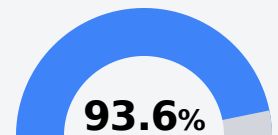
Teachers



Experienced Teachers



Provisional Teachers



In-Field Teachers

## Detailed Assessment and Other Data

### Student Performance

The following information shows each level of student performance on statewide assessments.

#### Math

Level 1	Level 2	Level 3	Level 4	Level 5
State 0-10%	State 11-20%	State 21-30%	State 31-40%	State 11-20%
District 5.1%	District 19.8%	District 35.6%	District 29.4%	District 10.1%
School 5.5%	School 20.7%	School 32.8%	School 29.5%	School 11.4%
Minimal	Basic	Passing	Proficient	Advanced

#### English

Level 1	Level 2	Level 3	Level 4	Level 5
State 8.3%	State 17.0%	State 29.7%	State 29.3%	State 15.7%
District 11.7%	District 20.8%	District 33.4%	District 25.2%	District 9.0%
School 6.6%	School 22.1%	School 32.7%	School 26.8%	School 11.8%
Minimal	Basic	Passing	Proficient	Advanced


#### Science

Level 1	Level 2	Level 3	Level 4	Level 5
State 11.4%	State 11.9%	State 20.8%	State 33.6%	State 22.3%
District 18.0%	District 21.7%	District 24.8%	District 27.6%	District 7.9%
School 6.1%	School 14.6%	School 19.5%	School 36.6%	School 23.2%
Minimal	Basic	Passing	Proficient	Advanced

### Student Assessment Participation



### Discipline



### Other Data



**15.5%**

Chronic Absenteeism



**\$10,496.32**

Per-Pupil Expenditure