



## Eva Gordon Lower Elementary School

South Pike School District



1175 North Clark Street  
Magnolia, MS 39652



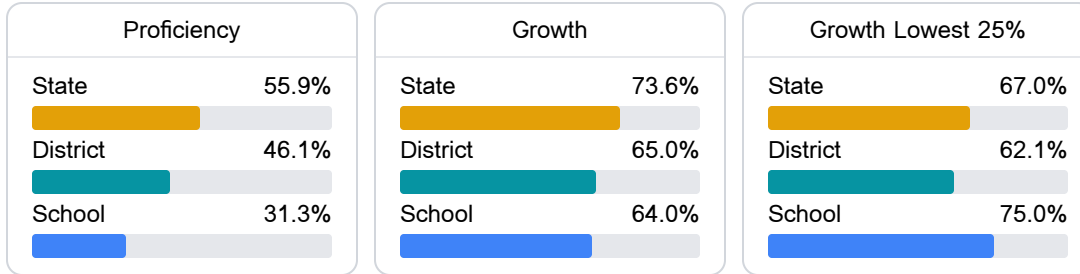
BRIDGETT TAYLOR  
btaylor@southpike.org

### School Accountability Grade Components

Mississippi's accountability system assigns "A" through "F" letter grades for schools and districts. Grades are based on student achievement, student growth, student participation in testing, and other academic measures.

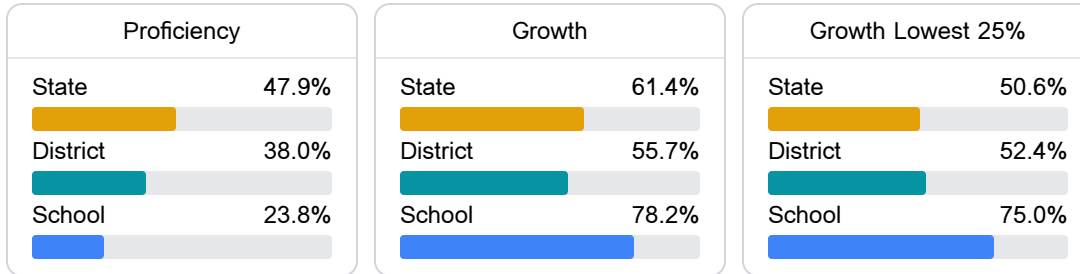
#### Math

Measurements of student performance on the statewide math assessment.



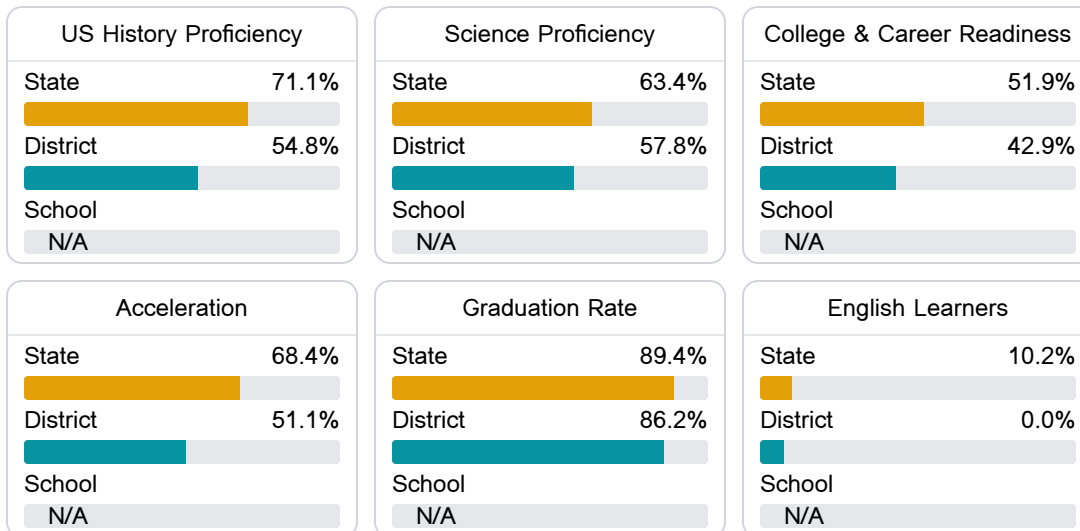
#### English

Measurements of student performance on the statewide English language arts (ELA) assessment.



#### Other Measures

Other measurements of student performance that factor into the accountability grade.



### Detailed Assessment and Other Data

#### Student Performance

The following information shows each level of student performance on statewide assessments.

##### Math

Level 1		Level 2		Level 3		Level 4		Level 5	
State	0-10%	State	11-20%	State	21-30%	State	31-40%	State	11-20%
District	0-10%	District	21-30%	District	31-40%	District	31-40%	District	11-20%
School	6.4%	School	29.5%	School	35.9%	School	20.5%	School	7.7%
Minimal		Basic		Passing		Proficient		Advanced	

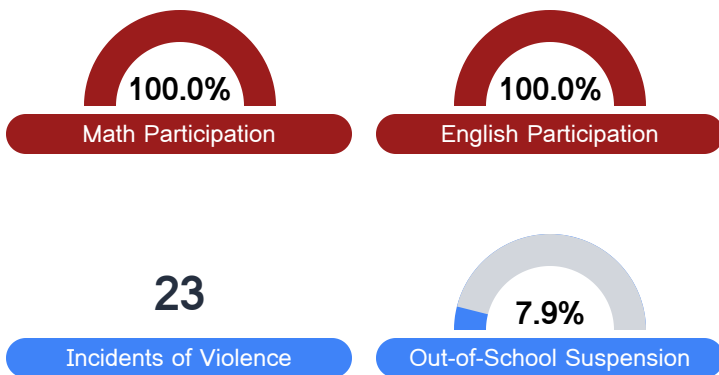
##### English

Level 1		Level 2		Level 3		Level 4		Level 5	
State	9.1%	State	17.9%	State	27.3%	State	28.8%	State	16.9%
District	8.9%	District	24.1%	District	32.8%	District	23.4%	District	10.8%
School	16.7%	School	33.3%	School	25.6%	School	18.0%	School	6.4%
Minimal		Basic		Passing		Proficient		Advanced	

##### Science

Level 1		Level 2		Level 3		Level 4		Level 5	
State	11.2%	State	11.0%	State	19.5%	State	34.8%	State	23.5%
District	11.2%	District	12.2%	District	25.0%	District	36.8%	District	14.8%
School	N/A	School	N/A	School	N/A	School	N/A	School	N/A
Minimal		Basic		Passing		Proficient		Advanced	

#### Student Assessment Participation



#### Other Data



22.8%

Chronic Absenteeism



\$12,278.97

Per-Pupil Expenditure