



## Eva Gordon Lower Elementary School

South Pike School District



1175 North Clark Street  
Magnolia, MS 39652



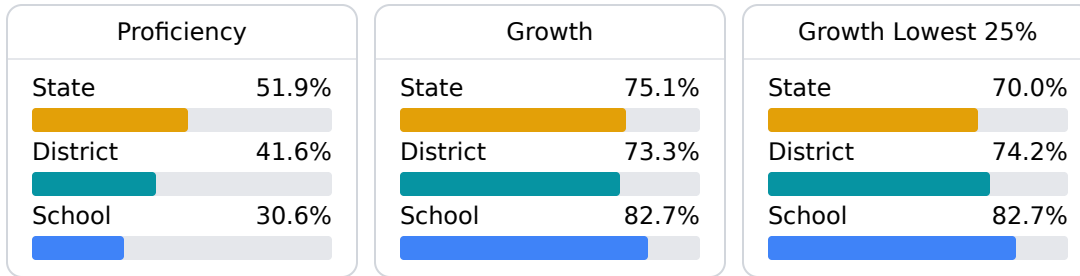
Ms. Bridgett Taylor  
btaylor@southpike.org

### School Accountability Grade Components

Mississippi's accountability system assigns "A" through "F" letter grades for schools and districts. Grades are based on student achievement, student growth, student participation in testing, and other academic measures.

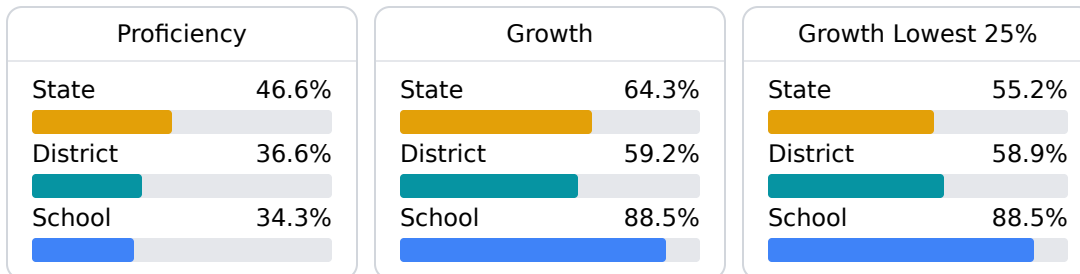
#### Math

Measurements of student performance on the statewide math assessment.



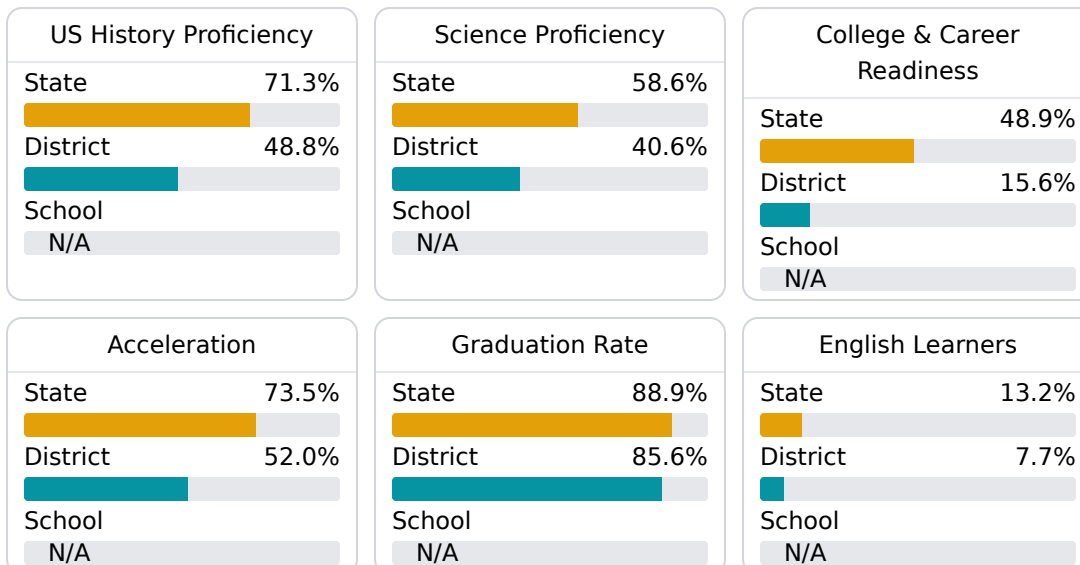
#### English

Measurements of student performance on the statewide English language arts (ELA) assessment.



#### Other Measures

Other measurements of student performance that factor into the accountability grade.



### Teacher Data

23.4

Teachers



74.4%

Experienced Teachers

12.8%

Provisional Teachers

97.2%

In-Field Teachers

## Detailed Assessment and Other Data

### Student Performance

The following information shows each level of student performance on statewide assessments.

#### Math

Level 1	Level 2	Level 3	Level 4	Level 5
State 0-10%	State 11-20%	State 21-30%	State 31-40%	State 11-20%
District 5.1%	District 19.8%	District 35.6%	District 29.4%	District 10.1%
School 12.7%	School 26.4%	School 31.8%	School 18.2%	School 10.9%
Minimal	Basic	Passing	Proficient	Advanced

#### English

Level 1	Level 2	Level 3	Level 4	Level 5
State 8.3%	State 17.0%	State 29.7%	State 29.3%	State 15.7%
District 11.7%	District 20.8%	District 33.4%	District 25.2%	District 9.0%
School 16.4%	School 24.6%	School 30.0%	School 20.9%	School 8.2%
Minimal	Basic	Passing	Proficient	Advanced

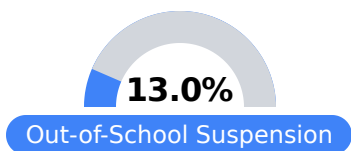
#### Science

Level 1	Level 2	Level 3	Level 4	Level 5
State 11.4%	State 11.9%	State 20.8%	State 33.6%	State 22.3%
District 18.0%	District 21.7%	District 24.8%	District 27.6%	District 7.9%
School N/A	School N/A	School N/A	School N/A	School N/A
Minimal	Basic	Passing	Proficient	Advanced

### Student Assessment Participation



### Discipline



### Other Data



**24.5%**

Chronic Absenteeism



**\$11,688.58**

Per-Pupil Expenditure