



## North Pike Senior High School

North Pike School District



1022 Jaguar Trail  
Summit, MS 39666



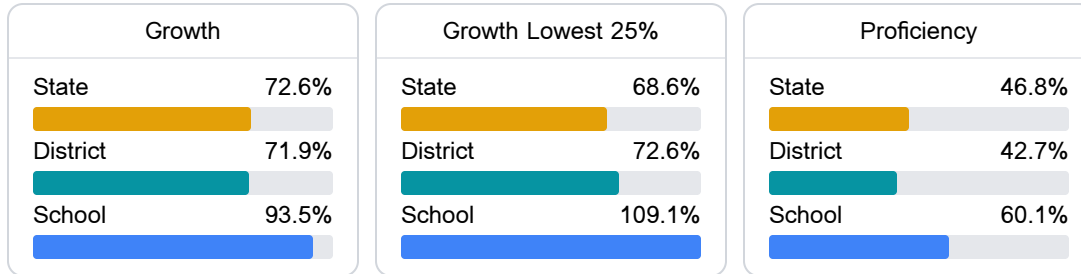
Cedric Collins  
ccollins@npsd.k12.ms.us

### School Accountability Grade Components

Mississippi's accountability system assigns "A" through "F" letter grades for schools and districts. Grades are based on student achievement, student growth, student participation in testing, and other academic measures. COVID - 19 pandemic disruptions continue to be reflected in 2021 - 2022 accountability data, particularly growth data.

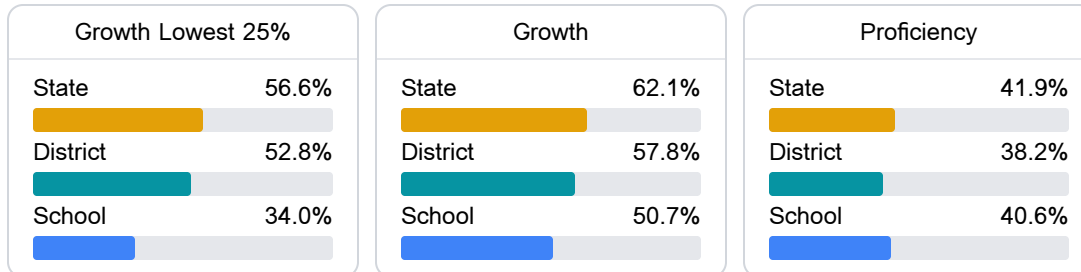
#### Math

Measurements of student performance on the statewide math assessment.



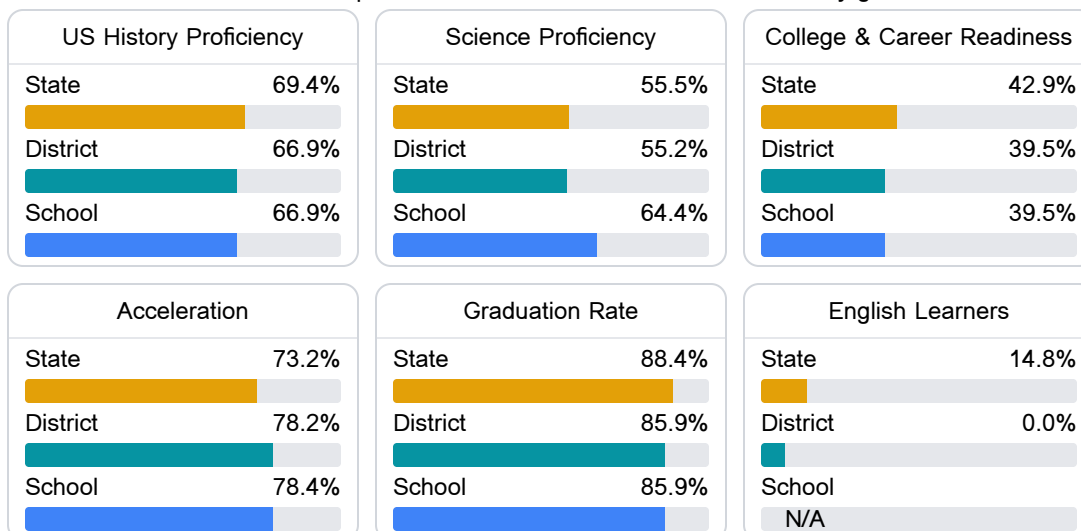
#### English

Measurements of student performance on the statewide English language arts (ELA) assessment.



#### Other Measures

Other measurements of student performance that factor into the accountability grade.



### Teacher Data

45.4

Teachers



89.0%

Experienced Teachers

0.0%

Provisional Teachers

98.4%

In-Field Teachers

## Detailed Assessment and Other Data

## Student Performance

The following information shows each level of student performance on statewide assessments.

## Math

Level 1		Level 2		Level 3		Level 4		Level 5	
State	7.0%	State	19.3%	State	27.3%	State	31.5%	State	15.0%
District	6.9%	District	20.1%	District	30.4%	District	32.3%	District	10.3%
School	N/A	School	7.0%	School	32.6%	School	48.3%	School	12.2%
Minimal		Basic		Passing		Proficient		Advanced	

## English

Level 1		Level 2		Level 3		Level 4		Level 5	
State	8.6%	State	18.9%	State	31.3%	State	29.1%	State	12.1%
District	9.1%	District	21.2%	District	31.9%	District	27.1%	District	10.7%
School	9.4%	School	23.8%	School	26.9%	School	26.9%	School	13.1%
Minimal		Basic		Passing		Proficient		Advanced	

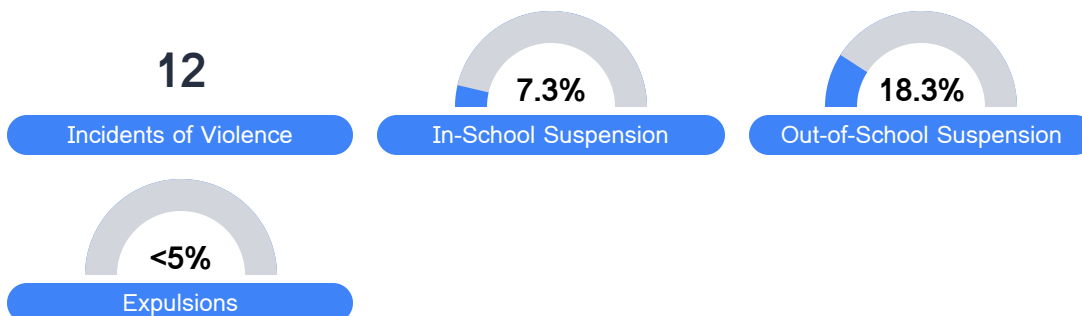
## Science

Level 1		Level 2		Level 3		Level 4		Level 5	
State	11.0%	State	12.4%	State	22.5%	State	34.7%	State	19.4%
District	10.5%	District	11.6%	District	24.0%	District	34.7%	District	19.1%
School	5.2%	School	8.8%	School	22.7%	School	40.7%	School	22.7%
Minimal		Basic		Passing		Proficient		Advanced	

## Student Assessment Participation



## Discipline



## Other Data



25.8 %

Chronic Absenteeism



\$11,654.19

Per-Pupil Expenditure



66.7 %

Post-Secondary Enrollment



43.8%

Advanced Course Participation