



## North Pike Senior High School

North Pike School District



1022 Jaguar Trail  
Summit, MS 39666



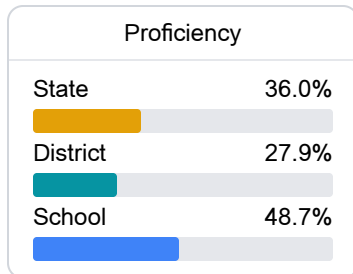
Cedric Collins  
ccollins@npsd.k12.ms.us

### School Accountability Grade Components

Mississippi's accountability system assigns "A" through "F" letter grades for schools and districts. Grades are based on student achievement, student growth, student participation in testing, and other academic measures. COVID - 19 pandemic disruptions continue to be reflected in 2021 - 2022 accountability data, particularly growth data.

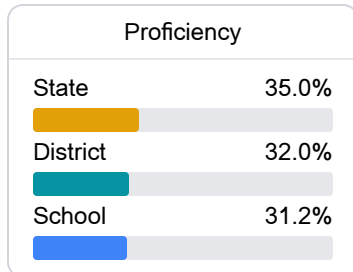
#### Math

Measurements of student performance on the statewide math assessment.



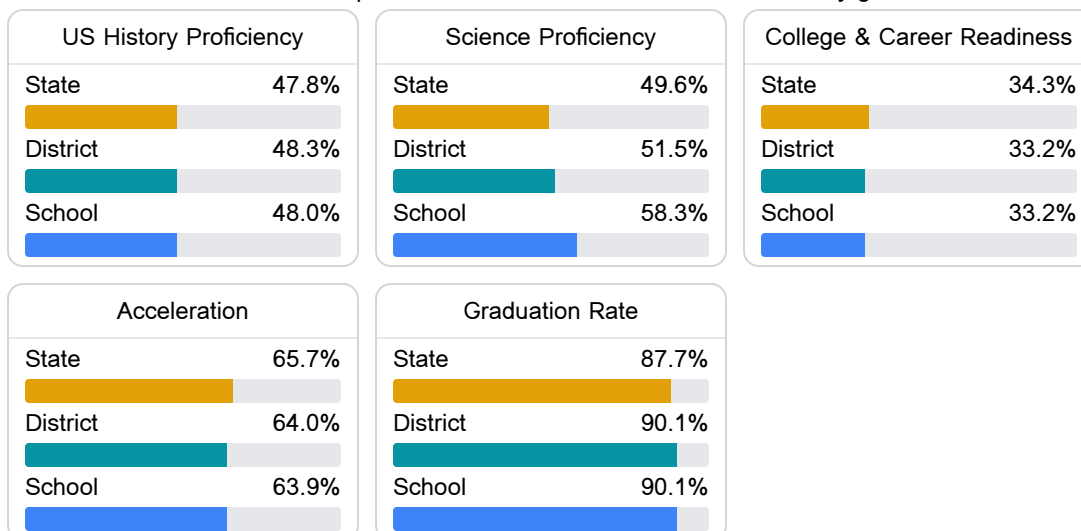
#### English

Measurements of student performance on the statewide English language arts (ELA) assessment.



#### Other Measures

Other measurements of student performance that factor into the accountability grade.



### Teacher Data

47.8

Teachers



89.9%

Experienced Teachers

0.0%

Provisional Teachers

97.5%

In-Field Teachers

## Detailed Assessment and Other Data

## Student Performance

The following information shows each level of student performance on statewide assessments.

## Math

Level 1		Level 2		Level 3		Level 4		Level 5	
State	11.6%	State	24.2%	State	29.5%	State	24.8%	State	9.9%
District	12.2%	District	29.7%	District	33.3%	District	19.6%	District	5.2%
School	0-10%	School	21-30%	School	41-50%	School	11-20%	School	0-10%
Minimal		Basic		Passing		Proficient		Advanced	

## English

Level 1		Level 2		Level 3		Level 4		Level 5	
State	10.8%	State	23.1%	State	31.8%	State	24.6%	State	9.7%
District	11.5%	District	25.2%	District	31.7%	District	23.7%	District	7.9%
School	15.4%	School	26.5%	School	27.2%	School	19.8%	School	11.1%
Minimal		Basic		Passing		Proficient		Advanced	

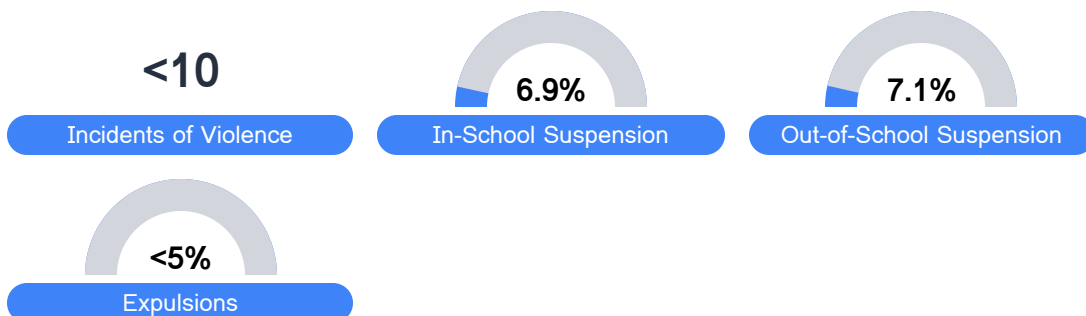
## Science

Level 1		Level 2		Level 3		Level 4		Level 5	
State	13.8%	State	14.5%	State	23.4%	State	32.7%	State	15.7%
District	17.1%	District	12.7%	District	27.0%	District	31.5%	District	11.7%
School	27.0%	School	15.7%	School	25.3%	School	25.8%	School	6.2%
Minimal		Basic		Passing		Proficient		Advanced	

## Student Assessment Participation



## Discipline



\* Source: 2017-2018 Civil Rights Data Collection

## Other Data



18.9%

Chronic Absenteeism



\$10,736.89

Per-Pupil Expenditure



74.6%

Post-Secondary Enrollment



37.4%

Advanced Course Participation