

## North Pike Junior High School

North Pike School District



2034 Hwy. 44 NE  
Summit, MS 39666



Angela Benefield  
ABenefield@npsd.k12.ms.us

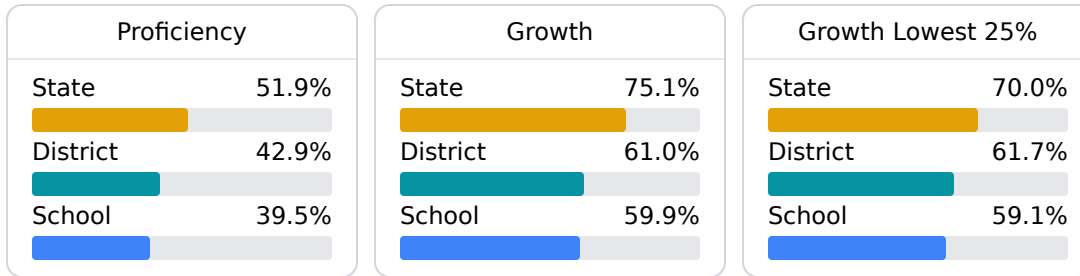
Identified for **Comprehensive Support and Improvement**

### School Accountability Grade Components

Mississippi's accountability system assigns "A" through "F" letter grades for schools and districts. Grades are based on student achievement, student growth, student participation in testing, and other academic measures.

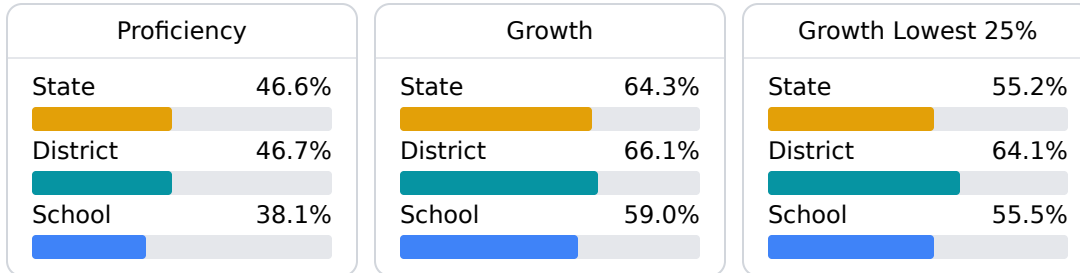
#### Math

Measurements of student performance on the statewide math assessment.



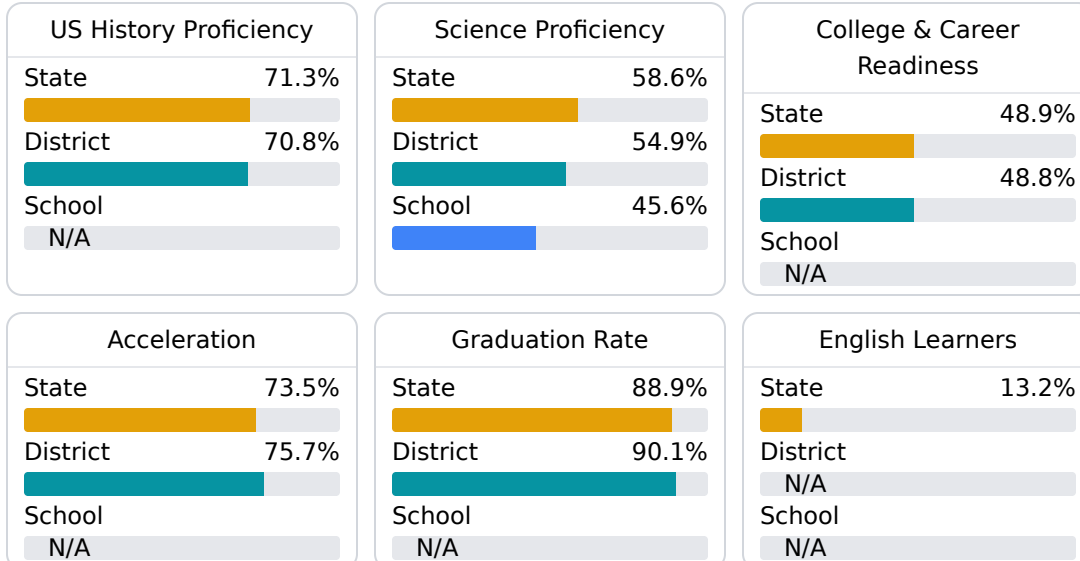
#### English

Measurements of student performance on the statewide English language arts (ELA) assessment.



#### Other Measures

Other measurements of student performance that factor into the accountability grade.



### Teacher Data

27.7

Teachers



77.9%

Experienced Teachers

3.5%

Provisional Teachers

100.0%

In-Field Teachers

## Detailed Assessment and Other Data

### Student Performance

The following information shows each level of student performance on statewide assessments.

#### Math

Level 1		Level 2		Level 3		Level 4		Level 5	
State	0-10%	State	11-20%	State	21-30%	State	31-40%	State	11-20%
District	5.6%	District	20.0%	District	32.6%	District	30.5%	District	11.3%
School	6.8%	School	22.7%	School	31.7%	School	32.3%	School	6.5%
Minimal		Basic		Passing		Proficient		Advanced	

#### English

Level 1		Level 2		Level 3		Level 4		Level 5	
State	8.3%	State	17.0%	State	29.7%	State	29.3%	State	15.7%
District	7.4%	District	16.6%	District	31.0%	District	31.8%	District	13.3%
School	8.2%	School	16.7%	School	37.7%	School	26.4%	School	11.1%
Minimal		Basic		Passing		Proficient		Advanced	

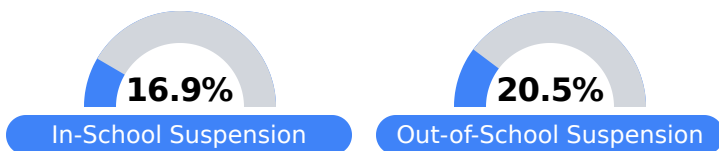
#### Science

Level 1		Level 2		Level 3		Level 4		Level 5	
State	11.4%	State	11.9%	State	20.8%	State	33.6%	State	22.3%
District	10.5%	District	12.5%	District	25.0%	District	33.2%	District	18.7%
School	14.4%	School	15.0%	School	26.7%	School	33.2%	School	10.7%
Minimal		Basic		Passing		Proficient		Advanced	

### Student Assessment Participation



### Discipline



### Other Data



**25.0%**

Chronic Absenteeism



**\$11,793.65**

Per-Pupil Expenditure