



## North Pike Upper Elementary School

North Pike School District



1035 North Pike Circle  
Summit, MS 39666



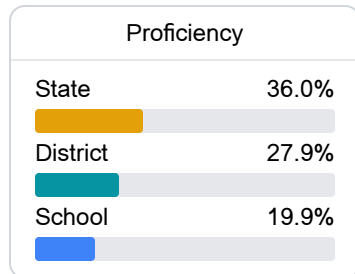
April Huff  
ahuff@npsd.k12.ms.us

### School Accountability Grade Components

Mississippi's accountability system assigns "A" through "F" letter grades for schools and districts. Grades are based on student achievement, student growth, student participation in testing, and other academic measures. COVID - 19 pandemic disruptions continue to be reflected in 2021 - 2022 accountability data, particularly growth data.

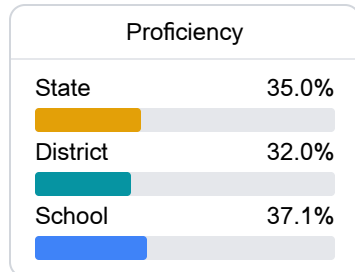
#### Math

Measurements of student performance on the statewide math assessment.



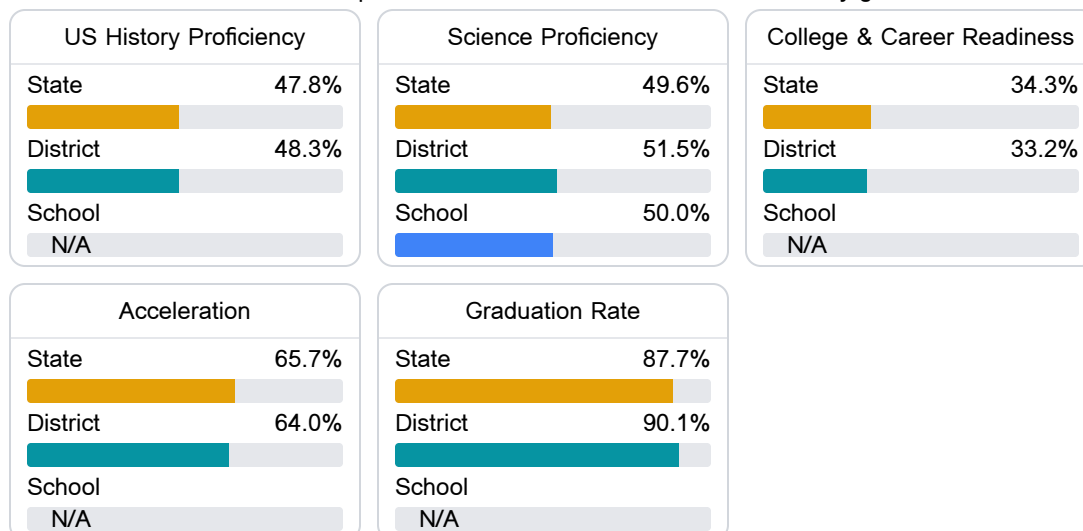
#### English

Measurements of student performance on the statewide English language arts (ELA) assessment.



#### Other Measures

Other measurements of student performance that factor into the accountability grade.



### Teacher Data

20.5

Teachers



85.3%

Experienced Teachers

0.0%

Provisional Teachers

100.0%

In-Field Teachers

## Detailed Assessment and Other Data

## Student Performance

The following information shows each level of student performance on statewide assessments.

## Math

Level 1		Level 2		Level 3		Level 4		Level 5	
State	11.6%	State	24.2%	State	29.5%	State	24.8%	State	9.9%
District	12.2%	District	29.7%	District	33.3%	District	19.6%	District	5.2%
School	15.6%	School	32.3%	School	32.3%	School	12.8%	School	7.0%
Minimal		Basic		Passing		Proficient		Advanced	

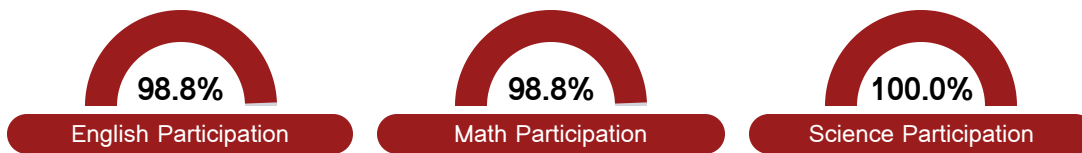
## English

Level 1		Level 2		Level 3		Level 4		Level 5	
State	10.8%	State	23.1%	State	31.8%	State	24.6%	State	9.7%
District	11.5%	District	25.2%	District	31.7%	District	23.7%	District	7.9%
School	6.4%	School	22.9%	School	33.5%	School	28.1%	School	9.2%
Minimal		Basic		Passing		Proficient		Advanced	


## Science

Level 1		Level 2		Level 3		Level 4		Level 5	
State	13.8%	State	14.5%	State	23.4%	State	32.7%	State	15.7%
District	17.1%	District	12.7%	District	27.0%	District	31.5%	District	11.7%
School	11.6%	School	11.6%	School	27.1%	School	34.8%	School	14.8%
Minimal		Basic		Passing		Proficient		Advanced	

## Student Assessment Participation



## Discipline



\* Source: 2017-2018 Civil Rights Data Collection

## Other Data



15.1 %

Chronic Absenteeism



\$8,648.20

Per-Pupil Expenditure