



Runnelstown Elementary School

Perry County School District



9214 HIGHWAY 42
Petal, MS 39465



SANDRA STUART
sstuart@pcsdms.us

School Accountability Grade Components

Mississippi's accountability system assigns "A" through "F" letter grades for schools and districts. Grades are based on student achievement, student growth, student participation in testing, and other academic measures.

Math

Measurements of student performance on the statewide math assessment.

Proficiency		Growth		Growth Lowest 25%	
State	51.9%	State	75.1%	State	70.0%
District	37.8%	District	62.2%	District	69.1%
School	45.4%	School	47.8%	School	58.3%

English

Measurements of student performance on the statewide English language arts (ELA) assessment.

Proficiency		Growth		Growth Lowest 25%	
State	46.6%	State	64.3%	State	55.2%
District	36.9%	District	59.0%	District	52.7%
School	51.5%	School	67.5%	School	57.5%

Other Measures

Other measurements of student performance that factor into the accountability grade.

US History Proficiency		Science Proficiency		College & Career Readiness	
State	71.3%	State	58.6%	State	48.9%
District	61.5%	District	54.9%	District	66.0%
School	N/A	School	68.8%	School	N/A

Acceleration		Graduation Rate		English Learners	
State	73.5%	State	88.9%	State	13.2%
District	53.8%	District	75.7%	District	N/A
School	N/A	School	N/A	School	N/A

Teacher Data

19.7

Teachers



79.7%

Experienced Teachers

0.0%

Provisional Teachers

100.0%

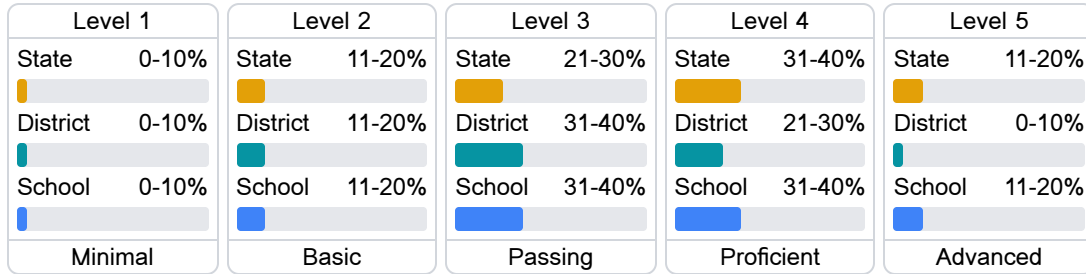
In-Field Teachers

Detailed Assessment and Other Data

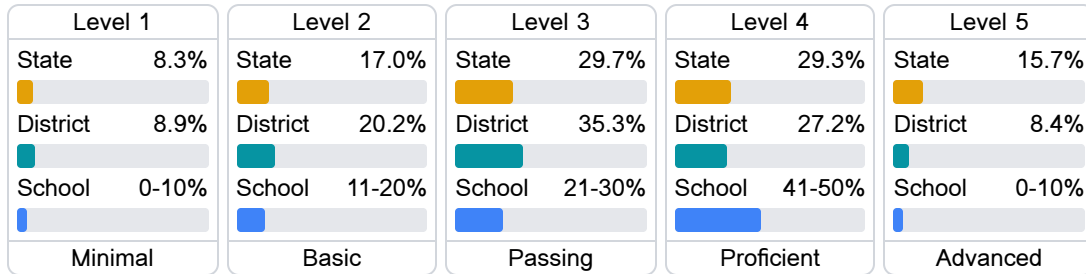
Student Performance

The following information shows each level of student performance on statewide assessments.

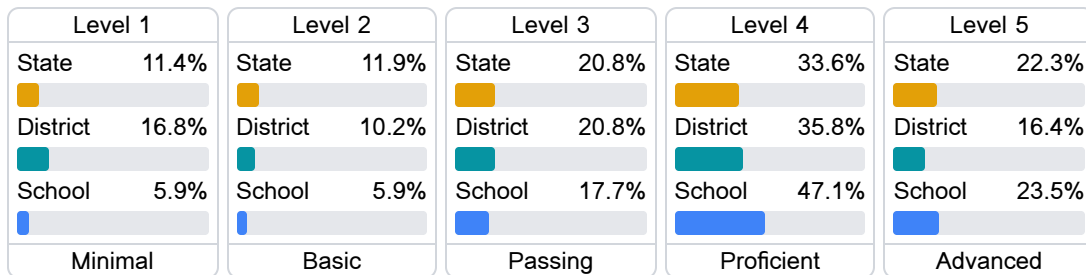
Math



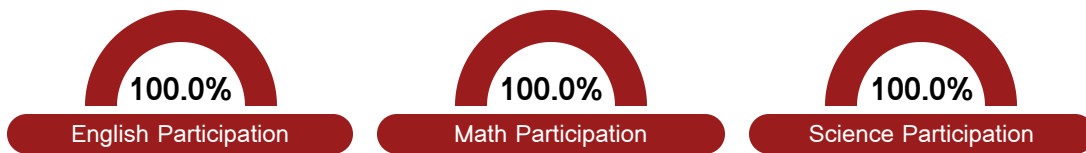
English



Science



Student Assessment Participation



Discipline



Other Data



20.8 %

Chronic Absenteeism



\$15,669.52

Per-Pupil Expenditure