

Perry Central Middle School

Perry County School District



100 8th Ave. South
New Augusta, MS 39462



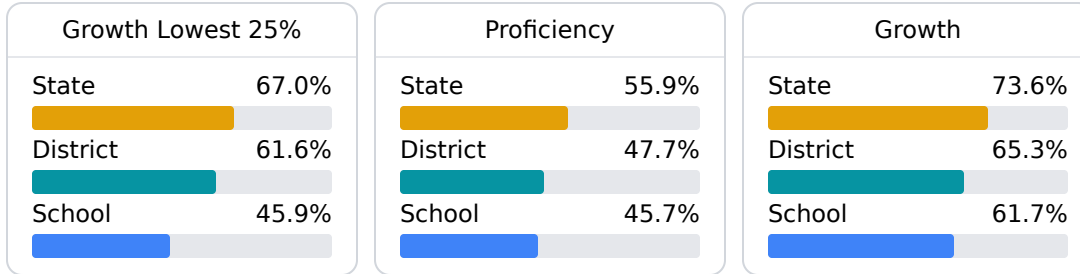
Turpin Smith
tsmith2@pcsdms.us

School Accountability Grade Components

Mississippi's accountability system assigns "A" through "F" letter grades for schools and districts. Grades are based on student achievement, student growth, student participation in testing, and other academic measures.

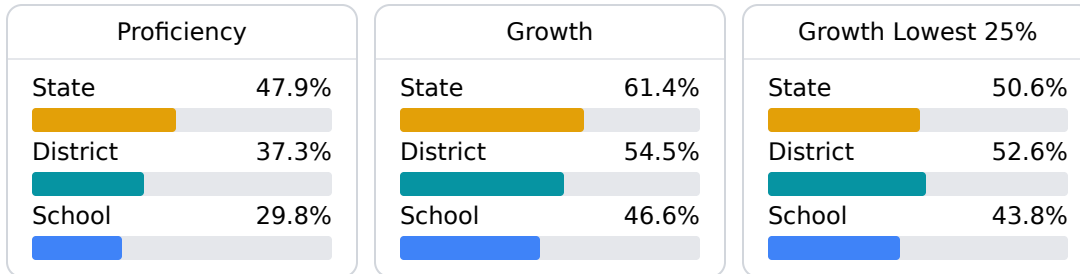
Math

Measurements of student performance on the statewide math assessment.



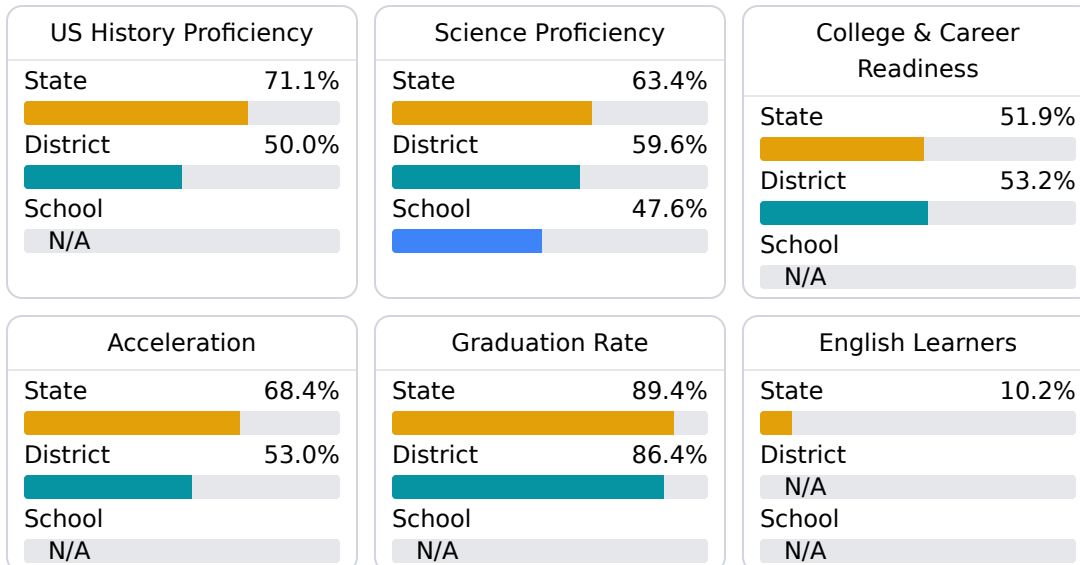
English

Measurements of student performance on the statewide English language arts (ELA) assessment.



Other Measures

Other measurements of student performance that factor into the accountability grade.



Teacher Data

17.6

Teachers



61.3%

Experienced Teachers

0.0%

Provisional Teachers

98.4%

In-Field Teachers

Detailed Assessment and Other Data

Student Performance

The following information shows each level of student performance on statewide assessments.

Math

Level 1	Level 2	Level 3	Level 4	Level 5
State 0-10%	State 11-20%	State 21-30%	State 31-40%	State 11-20%
District 0-10%	District 11-20%	District 31-40%	District 31-40%	District 11-20%
School 0-10%	School 11-20%	School 31-40%	School 31-40%	School 11-20%
Minimal	Basic	Passing	Proficient	Advanced

English

Level 1	Level 2	Level 3	Level 4	Level 5
State 9.1%	State 17.9%	State 27.3%	State 28.8%	State 16.9%
District 9.4%	District 23.8%	District 31.6%	District 24.7%	District 10.5%
School 8.8%	School 28.0%	School 33.7%	School 18.7%	School 10.9%
Minimal	Basic	Passing	Proficient	Advanced

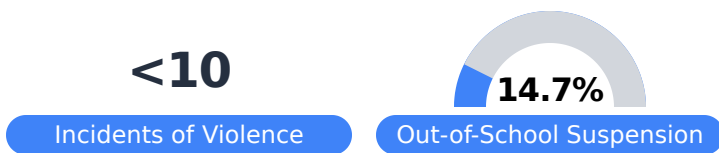
Science

Level 1	Level 2	Level 3	Level 4	Level 5
State 11.2%	State 11.0%	State 19.5%	State 34.8%	State 23.5%
District 15.9%	District 15.9%	District 18.7%	District 34.1%	District 15.4%
School 11-20%	School 11-20%	School 11-20%	School 41-50%	School 0-10%
Minimal	Basic	Passing	Proficient	Advanced

Student Assessment Participation



Discipline



Other Data



20.1%

Chronic Absenteeism