



## Perry Central Middle School

Perry County School District



100 8th Ave. South  
New Augusta, MS 39462



Turpin Smith  
tsmith2@pcsdms.us

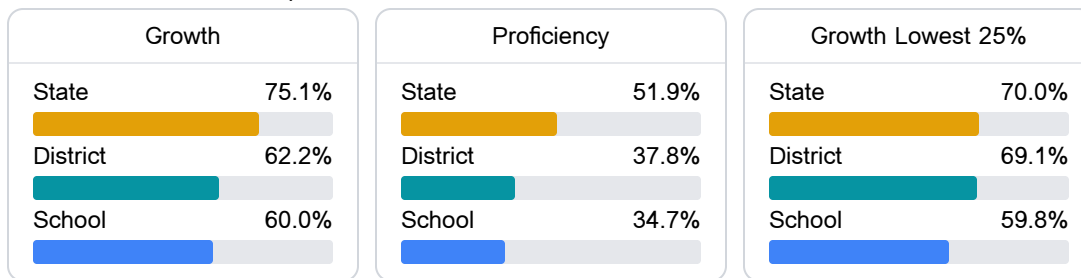
Identified for **Additional Targeted Support and Improvement**

### School Accountability Grade Components

Mississippi's accountability system assigns "A" through "F" letter grades for schools and districts. Grades are based on student achievement, student growth, student participation in testing, and other academic measures.

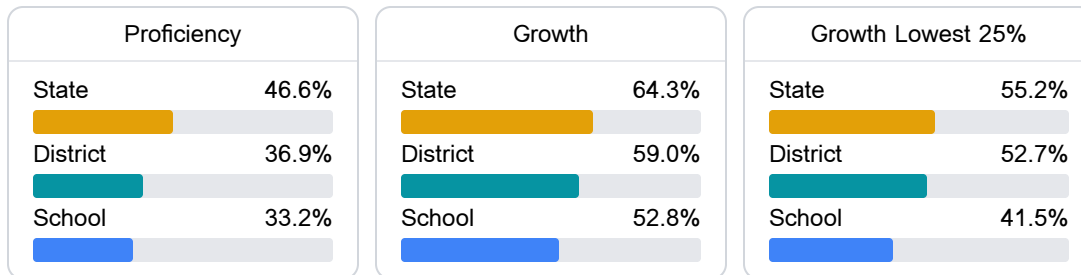
#### Math

Measurements of student performance on the statewide math assessment.



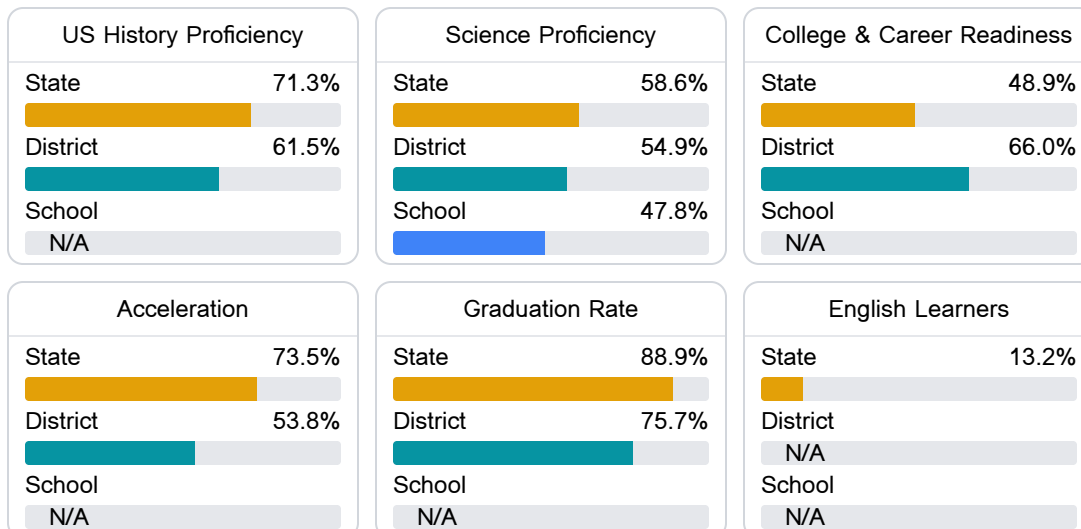
#### English

Measurements of student performance on the statewide English language arts (ELA) assessment.



#### Other Measures

Other measurements of student performance that factor into the accountability grade.



### Teacher Data

17.7

Teachers



57.2%

Experienced Teachers

10.5%

Provisional Teachers

99.6%

In-Field Teachers

## Detailed Assessment and Other Data

## Student Performance

The following information shows each level of student performance on statewide assessments.

## Math

Level 1		Level 2		Level 3		Level 4		Level 5	
State	0-10%	State	11-20%	State	21-30%	State	31-40%	State	11-20%
District	0-10%	District	11-20%	District	31-40%	District	21-30%	District	0-10%
School	6.3%	School	18.5%	School	40.8%	School	26.2%	School	8.3%
Minimal		Basic		Passing		Proficient		Advanced	

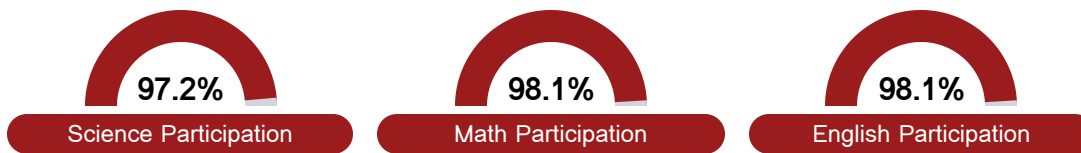
## English

Level 1		Level 2		Level 3		Level 4		Level 5	
State	8.3%	State	17.0%	State	29.7%	State	29.3%	State	15.7%
District	8.9%	District	20.2%	District	35.3%	District	27.2%	District	8.4%
School	9.7%	School	21.4%	School	35.9%	School	23.8%	School	9.2%
Minimal		Basic		Passing		Proficient		Advanced	

## Science

Level 1		Level 2		Level 3		Level 4		Level 5	
State	11.4%	State	11.9%	State	20.8%	State	33.6%	State	22.3%
District	16.8%	District	10.2%	District	20.8%	District	35.8%	District	16.4%
School	11-20%	School	0-10%	School	31-40%	School	31-40%	School	11-20%
Minimal		Basic		Passing		Proficient		Advanced	

## Student Assessment Participation



## Discipline



## Other Data



19.7 %

Chronic Absenteeism



\$12,055.52

Per-Pupil Expenditure