



## Poplarville Lower Elementary School

Poplarville Separate School District



804 South Julia Street Suite A  
Poplarville, MS 39470



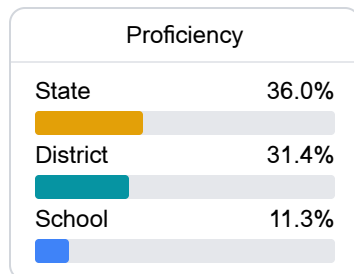
Sonya Garrett  
[sgarrett@poplarvilleschools.org](mailto:sgarrett@poplarvilleschools.org)

### School Accountability Grade Components

Mississippi's accountability system assigns "A" through "F" letter grades for schools and districts. Grades are based on student achievement, student growth, student participation in testing, and other academic measures. COVID - 19 pandemic disruptions continue to be reflected in 2021 - 2022 accountability data, particularly growth data.

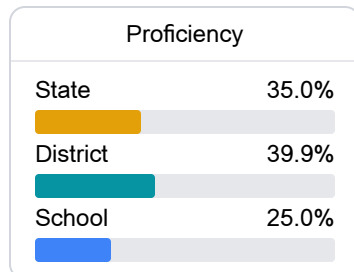
#### Math

Measurements of student performance on the statewide math assessment.



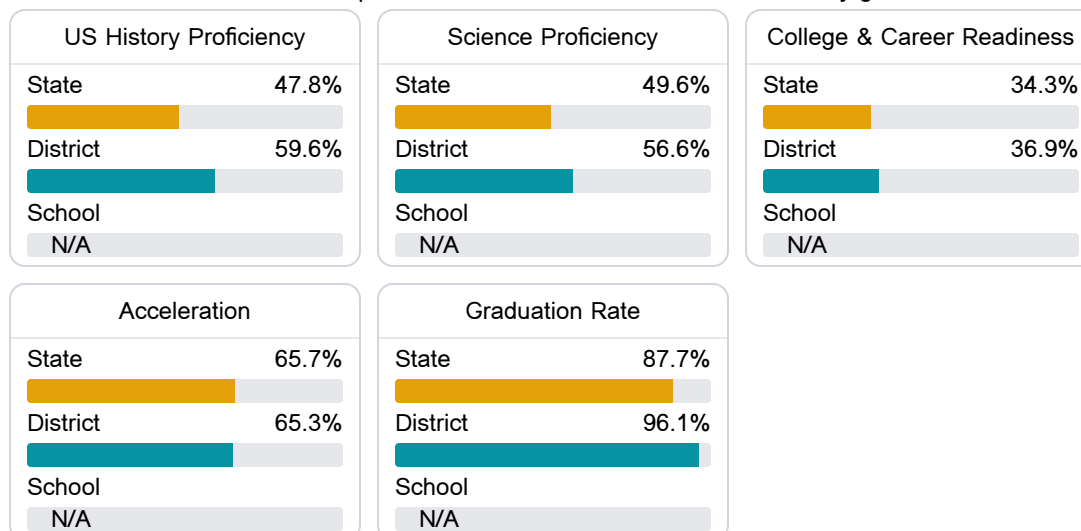
#### English

Measurements of student performance on the statewide English language arts (ELA) assessment.



#### Other Measures

Other measurements of student performance that factor into the accountability grade.



### Teacher Data

27.7

Teachers



71.5%

Experienced Teachers

0.0%

Provisional Teachers

95.7%

In-Field Teachers

## Detailed Assessment and Other Data

## Student Performance

The following information shows each level of student performance on statewide assessments.

## Math

Level 1		Level 2		Level 3		Level 4		Level 5	
State	11.6%	State	24.2%	State	29.5%	State	24.8%	State	9.9%
District	9.8%	District	20.6%	District	36.6%	District	27.8%	District	5.2%
School	N/A	School	N/A	School	N/A	School	N/A	School	N/A
Minimal		Basic		Passing		Proficient		Advanced	

## English

Level 1		Level 2		Level 3		Level 4		Level 5	
State	10.8%	State	23.1%	State	31.8%	State	24.6%	State	9.7%
District	6.5%	District	20.2%	District	34.4%	District	29.9%	District	9.1%
School	N/A	School	N/A	School	N/A	School	N/A	School	N/A
Minimal		Basic		Passing		Proficient		Advanced	

## Science

Level 1		Level 2		Level 3		Level 4		Level 5	
State	13.8%	State	14.5%	State	23.4%	State	32.7%	State	15.7%
District	5.1%	District	10.2%	District	21.5%	District	46.3%	District	16.9%
School	N/A	School	N/A	School	N/A	School	N/A	School	N/A
Minimal		Basic		Passing		Proficient		Advanced	

## Discipline

&lt;10

Incidents of Violence

&lt;5%

In-School Suspension

&lt;5%

Out-of-School Suspension

\* Source: 2017-2018 Civil Rights Data Collection

## Other Data



20.8 %

Chronic Absenteeism



\$10,676.87

Per-Pupil Expenditure