



South Side Lower Elementary School

Picayune School District



400 South Beech Street
Picayune, MS 39466



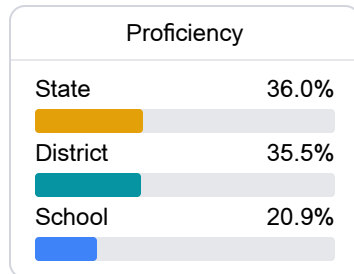
Jeremy Williams
jwilliams@pcu.k12.ms.us

School Accountability Grade Components

Mississippi's accountability system assigns "A" through "F" letter grades for schools and districts. Grades are based on student achievement, student growth, student participation in testing, and other academic measures. COVID - 19 pandemic disruptions continue to be reflected in 2021 - 2022 accountability data, particularly growth data.

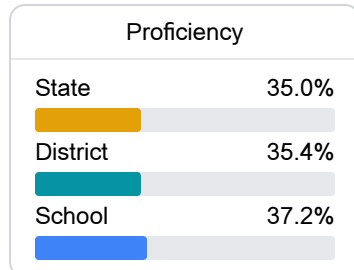
Math

Measurements of student performance on the statewide math assessment.



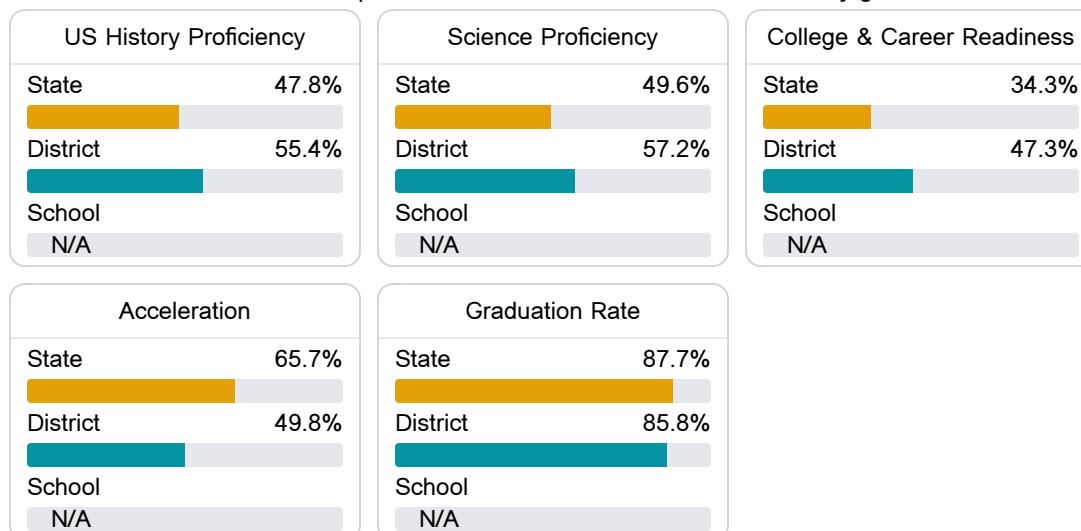
English

Measurements of student performance on the statewide English language arts (ELA) assessment.



Other Measures

Other measurements of student performance that factor into the accountability grade.



Teacher Data

13.9

Teachers



72.3%

Experienced Teachers

0.0%

Provisional Teachers

96.9%
















In-Field Teachers

Detailed Assessment and Other Data
















Student Performance

The following information shows each level of student performance on statewide assessments.
















Math

Level 1		Level 2		Level 3		Level 4		Level 5	
State	11.6%	State	24.2%	State	29.5%	State	24.8%	State	9.9%
									
District	0-10%	District	21-30%	District	31-40%	District	21-30%	District	0-10%
									
School	N/A	School	N/A	School	N/A	School	N/A	School	N/A
									
Minimal		Basic		Passing		Proficient		Advanced	

English

Level 1		Level 2		Level 3		Level 4		Level 5	
State	10.8%	State	23.1%	State	31.8%	State	24.6%	State	9.7%
									
District	8.7%	District	23.8%	District	34.1%	District	25.0%	District	8.5%
									
School	N/A	School	N/A	School	N/A	School	N/A	School	N/A
									
Minimal		Basic		Passing		Proficient		Advanced	

Science

Level 1		Level 2		Level 3		Level 4		Level 5	
State	13.8%	State	14.5%	State	23.4%	State	32.7%	State	15.7%
									
District	8.9%	District	9.7%	District	25.6%	District	41.6%	District	14.3%
									
School	N/A	School	N/A	School	N/A	School	N/A	School	N/A
									
Minimal		Basic		Passing		Proficient		Advanced	

Discipline



* Source: 2017-2018 Civil Rights Data Collection

Other Data



12.1 %

Chronic Absenteeism



\$9,229.67

Per-Pupil Expenditure