



South Side Elementary School

Picayune School District



1500 Rosa Street
Picayune, MS 39466



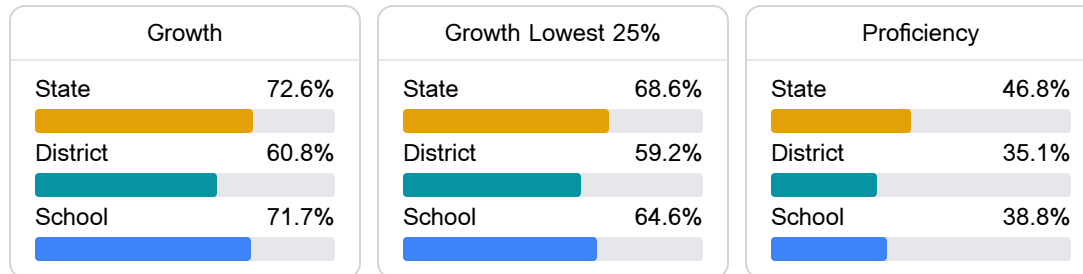
Tarva Cook
tcook@pcu.k12.ms.us

School Accountability Grade Components

Mississippi's accountability system assigns "A" through "F" letter grades for schools and districts. Grades are based on student achievement, student growth, student participation in testing, and other academic measures. COVID - 19 pandemic disruptions continue to be reflected in 2021 - 2022 accountability data, particularly growth data.

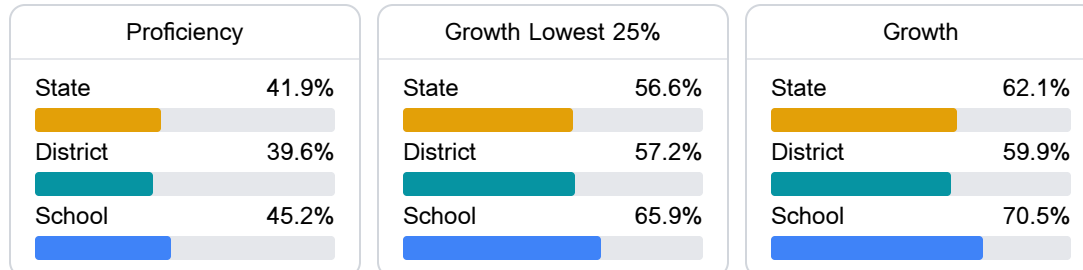
Math

Measurements of student performance on the statewide math assessment.



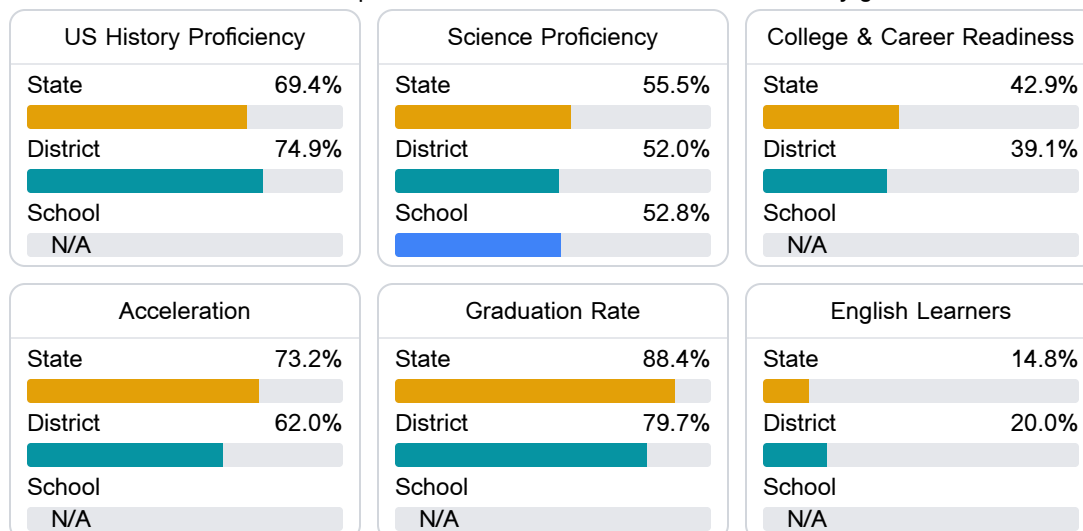
English

Measurements of student performance on the statewide English language arts (ELA) assessment.



Other Measures

Other measurements of student performance that factor into the accountability grade.



Teacher Data

17.1

Teachers



67.6%

Experienced Teachers

11.2%

Provisional Teachers

98.4%

In-Field Teachers

Detailed Assessment and Other Data

Student Performance

The following information shows each level of student performance on statewide assessments.

Math

Level 1		Level 2		Level 3		Level 4		Level 5	
State	7.0%	State	19.3%	State	27.3%	State	31.5%	State	15.0%
District	7.3%	District	27.0%	District	31.7%	District	26.5%	District	7.6%
School	6.2%	School	22.4%	School	33.8%	School	28.6%	School	9.0%
Minimal		Basic		Passing		Proficient		Advanced	

English

Level 1		Level 2		Level 3		Level 4		Level 5	
State	8.6%	State	18.9%	State	31.3%	State	29.1%	State	12.1%
District	8.2%	District	21.2%	District	31.8%	District	28.2%	District	10.6%
School	6.2%	School	21.4%	School	27.9%	School	33.1%	School	11.4%
Minimal		Basic		Passing		Proficient		Advanced	


Science

Level 1		Level 2		Level 3		Level 4		Level 5	
State	11.0%	State	12.4%	State	22.5%	State	34.7%	State	19.4%
District	10.7%	District	11.9%	District	27.5%	District	36.0%	District	13.9%
School	11-20%	School	0-10%	School	21-30%	School	31-40%	School	11-20%
Minimal		Basic		Passing		Proficient		Advanced	

Student Assessment Participation



Discipline



Other Data



23.2 %

Chronic Absenteeism



\$8,868.75

Per-Pupil Expenditure