



Picayune Memorial High School

Picayune School District



800 Fifth Avenue
Picayune, MS 39466



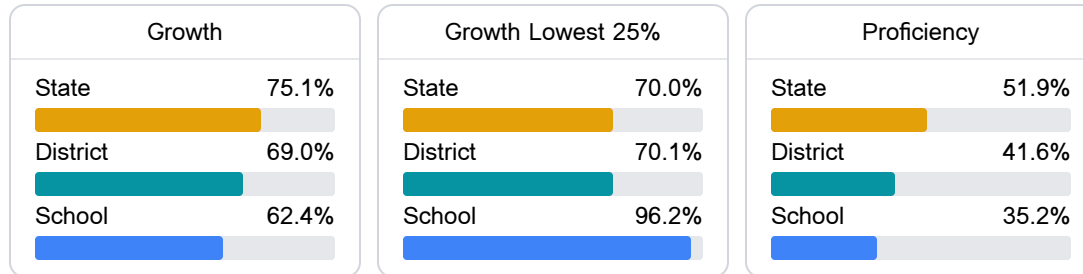
Kristi Mitchell
kmitchell@pcu.k12.ms.us

School Accountability Grade Components

Mississippi's accountability system assigns "A" through "F" letter grades for schools and districts. Grades are based on student achievement, student growth, student participation in testing, and other academic measures.

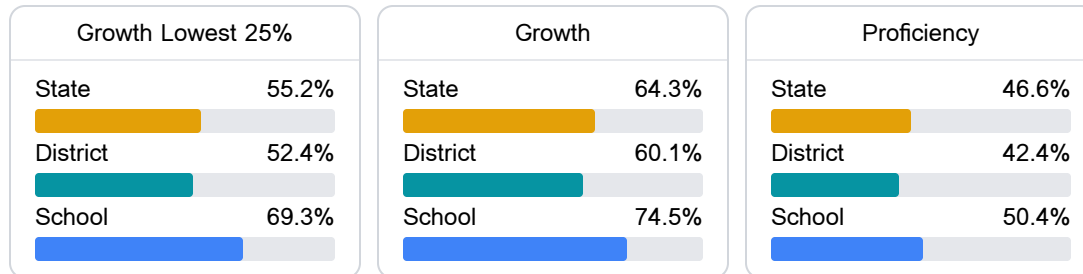
Math

Measurements of student performance on the statewide math assessment.



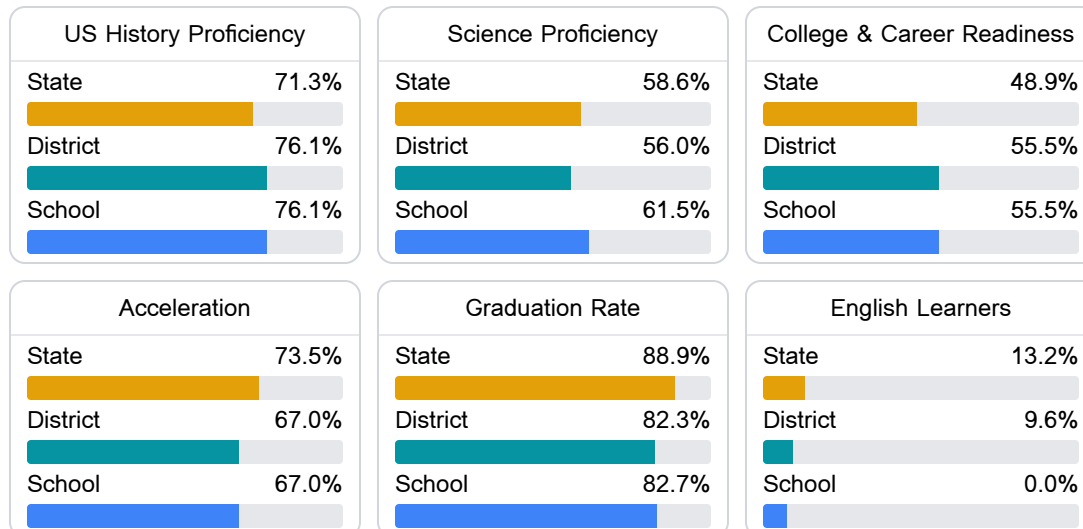
English

Measurements of student performance on the statewide English language arts (ELA) assessment.



Other Measures

Other measurements of student performance that factor into the accountability grade.



Teacher Data

50.3

Teachers



73.0%

Experienced Teachers

10.2%

Provisional Teachers

95.9%

In-Field Teachers

Detailed Assessment and Other Data

Student Performance

The following information shows each level of student performance on statewide assessments.

Math

Level 1		Level 2		Level 3		Level 4		Level 5	
State	0-10%	State	11-20%	State	21-30%	State	31-40%	State	11-20%
District	5.6%	District	21.3%	District	29.7%	District	31.9%	District	11.5%
School	0-10%	School	0-10%	School	21-30%	School	51-60%	School	0-10%
Minimal		Basic		Passing		Proficient		Advanced	

English

Level 1		Level 2		Level 3		Level 4		Level 5	
State	8.3%	State	17.0%	State	29.7%	State	29.3%	State	15.7%
District	8.5%	District	19.0%	District	32.2%	District	27.9%	District	12.3%
School	5.4%	School	21.1%	School	30.0%	School	23.9%	School	19.6%
Minimal		Basic		Passing		Proficient		Advanced	

Science

Level 1		Level 2		Level 3		Level 4		Level 5	
State	11.4%	State	11.9%	State	20.8%	State	33.6%	State	22.3%
District	9.9%	District	12.2%	District	25.3%	District	35.0%	District	17.6%
School	12.9%	School	13.3%	School	18.4%	School	37.3%	School	18.0%
Minimal		Basic		Passing		Proficient		Advanced	

Student Assessment Participation



Discipline



Other Data



29.1 %

Chronic Absenteeism



\$11,860.07

Per-Pupil Expenditure



62.9 %

Post-Secondary Enrollment



50.3%

Advanced Course Participation