



Picayune Memorial High School

Picayune School District



800 Fifth Avenue
Picayune, MS 39466



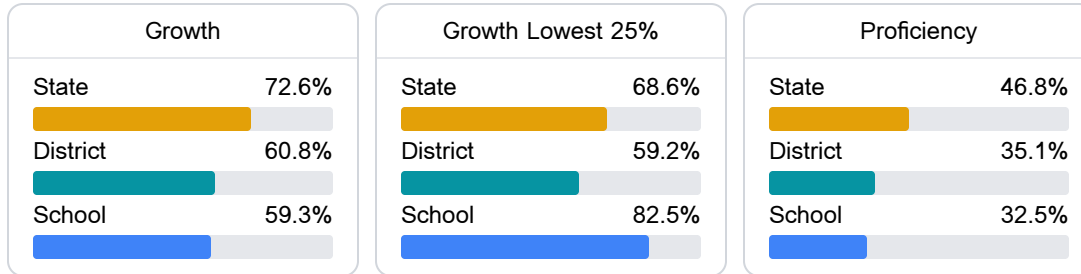
Kristi Mitchell
kmitchell@pcu.k12.ms.us

School Accountability Grade Components

Mississippi's accountability system assigns "A" through "F" letter grades for schools and districts. Grades are based on student achievement, student growth, student participation in testing, and other academic measures. COVID - 19 pandemic disruptions continue to be reflected in 2021 - 2022 accountability data, particularly growth data.

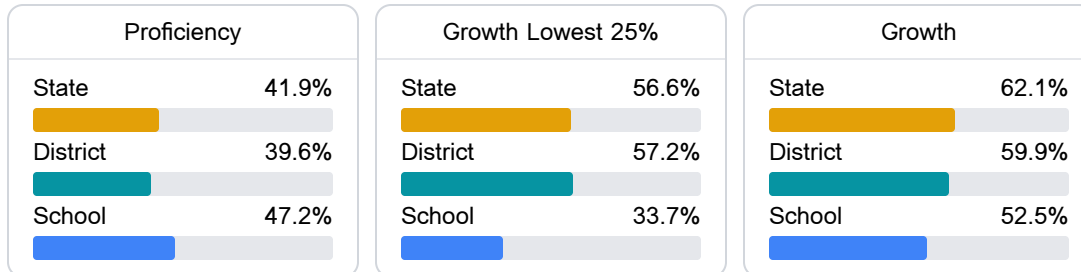
Math

Measurements of student performance on the statewide math assessment.



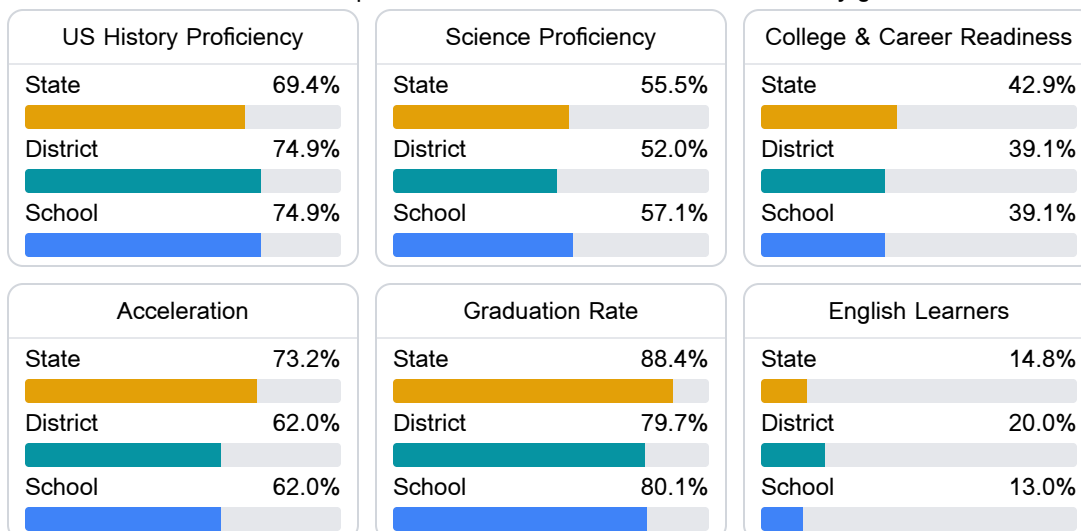
English

Measurements of student performance on the statewide English language arts (ELA) assessment.



Other Measures

Other measurements of student performance that factor into the accountability grade.



Teacher Data

50.3

Teachers



72.3%

Experienced Teachers

21.7%

Provisional Teachers

94.0%

In-Field Teachers

Detailed Assessment and Other Data

Student Performance

The following information shows each level of student performance on statewide assessments.

Math

Level 1		Level 2		Level 3		Level 4		Level 5	
State	7.0%	State	19.3%	State	27.3%	State	31.5%	State	15.0%
District	7.3%	District	27.0%	District	31.7%	District	26.5%	District	7.6%
School	0-10%	School	21-30%	School	41-50%	School	21-30%	School	0-10%
Minimal		Basic		Passing		Proficient		Advanced	

English

Level 1		Level 2		Level 3		Level 4		Level 5	
State	8.6%	State	18.9%	State	31.3%	State	29.1%	State	12.1%
District	8.2%	District	21.2%	District	31.8%	District	28.2%	District	10.6%
School	6.2%	School	21.2%	School	27.4%	School	29.7%	School	15.5%
Minimal		Basic		Passing		Proficient		Advanced	

Science

Level 1		Level 2		Level 3		Level 4		Level 5	
State	11.0%	State	12.4%	State	22.5%	State	34.7%	State	19.4%
District	10.7%	District	11.9%	District	27.5%	District	36.0%	District	13.9%
School	6.8%	School	15.8%	School	24.8%	School	37.4%	School	15.3%
Minimal		Basic		Passing		Proficient		Advanced	

Student Assessment Participation



Discipline



Other Data



30.9%

Chronic Absenteeism



\$11,203.29

Per-Pupil Expenditure



49.1%

Post-Secondary Enrollment



45.7%

Advanced Course Participation