



Early Head Start Rosa Street

Picayune School District



1620 Rosa Street
Picayune, MS 39466



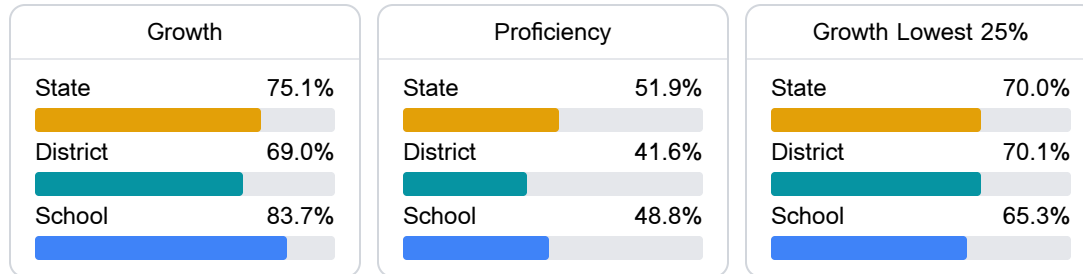
Pamela Thomas
pthomas@pcu.k12.ms.us

School Accountability Grade Components

Mississippi's accountability system assigns "A" through "F" letter grades for schools and districts. Grades are based on student achievement, student growth, student participation in testing, and other academic measures.

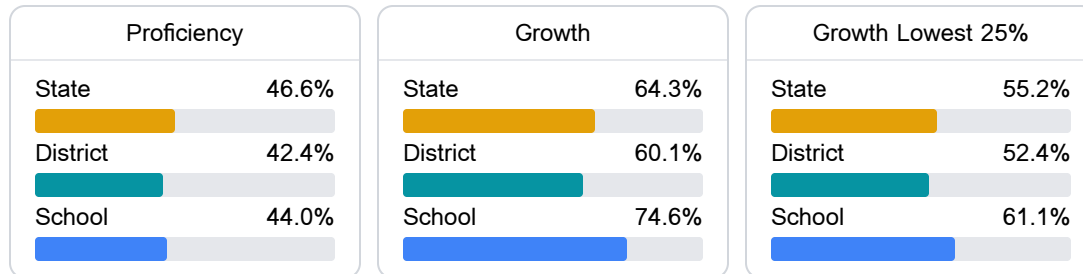
Math

Measurements of student performance on the statewide math assessment.



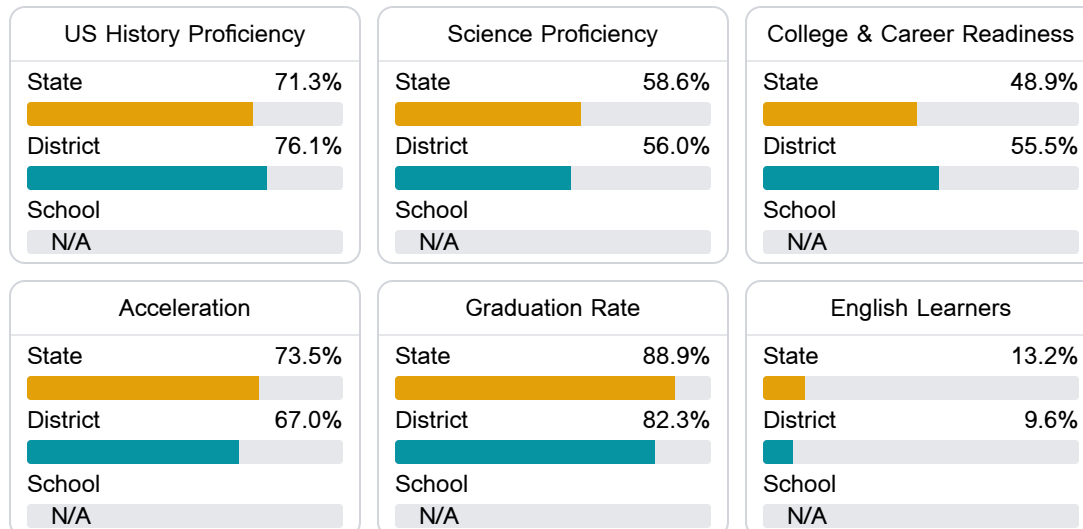
English

Measurements of student performance on the statewide English language arts (ELA) assessment.



Other Measures

Other measurements of student performance that factor into the accountability grade.



Teacher Data

22.4

Teachers



35.8%

Experienced Teachers

95.5%

Provisional Teachers

4.5%











In-Field Teachers

Detailed Assessment and Other Data











Student Performance

The following information shows each level of student performance on statewide assessments.











Math

Level 1		Level 2		Level 3		Level 4		Level 5	
State	0-10%	State	11-20%	State	21-30%	State	31-40%	State	11-20%
									
District	5.6%	District	21.3%	District	29.7%	District	31.9%	District	11.5%
									
School		School		School		School		School	
N/A		N/A		N/A		N/A		N/A	
Minimal		Basic		Passing		Proficient		Advanced	

English

Level 1		Level 2		Level 3		Level 4		Level 5	
State	8.3%	State	17.0%	State	29.7%	State	29.3%	State	15.7%
									
District	8.5%	District	19.0%	District	32.2%	District	27.9%	District	12.3%
									
School		School		School		School		School	
N/A		N/A		N/A		N/A		N/A	
Minimal		Basic		Passing		Proficient		Advanced	

Science

Level 1		Level 2		Level 3		Level 4		Level 5	
State	11.4%	State	11.9%	State	20.8%	State	33.6%	State	22.3%
									
District	9.9%	District	12.2%	District	25.3%	District	35.0%	District	17.6%
									
School		School		School		School		School	
N/A		N/A		N/A		N/A		N/A	
Minimal		Basic		Passing		Proficient		Advanced	

Discipline

Other Data



<5%

Chronic Absenteeism



\$47,824.64

Per-Pupil Expenditure