



Nicholson Elementary School Picayune School District

 1887 Hwy 11 South
Picayune, MS 39466

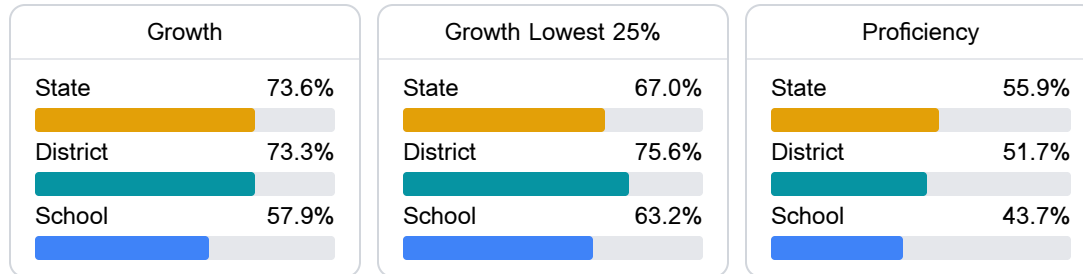
 Lisa Howie
lhowie@pcu.k12.ms.us

School Accountability Grade Components

Mississippi's accountability system assigns "A" through "F" letter grades for schools and districts. Grades are based on student achievement, student growth, student participation in testing, and other academic measures.

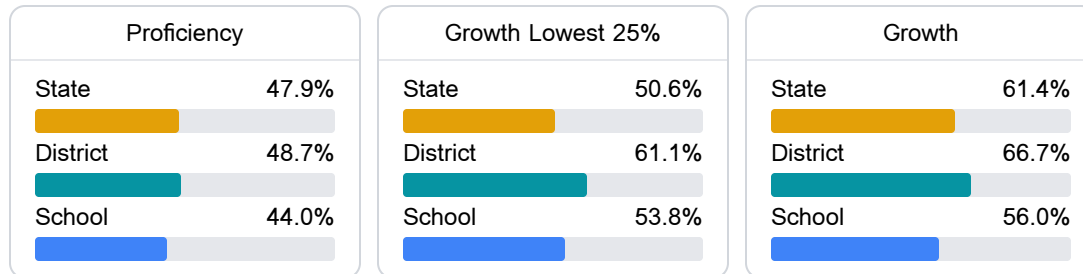
Math

Measurements of student performance on the statewide math assessment.



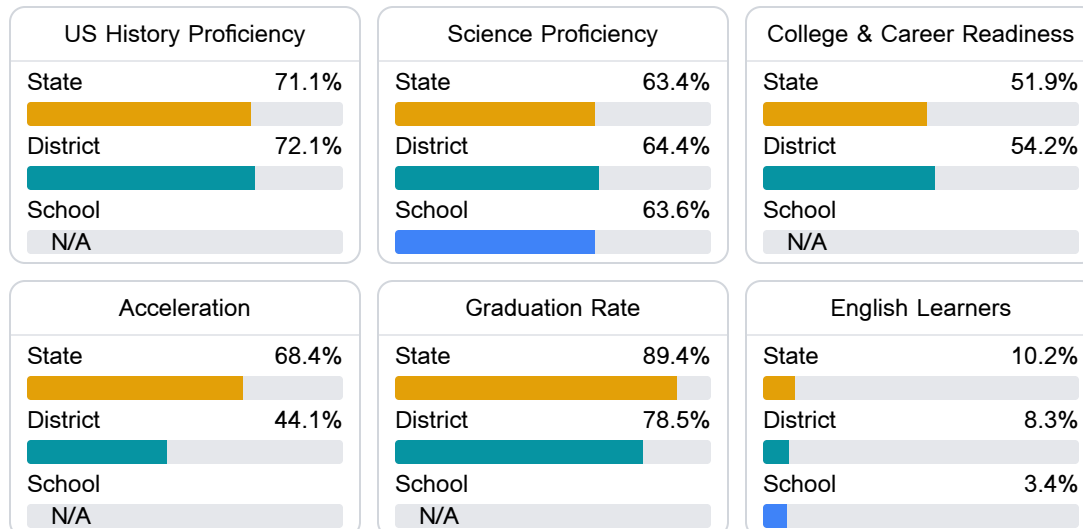
English

Measurements of student performance on the statewide English language arts (ELA) assessment.



Other Measures

Other measurements of student performance that factor into the accountability grade.



Teacher Data

26.5

Teachers



52.4%

Experienced Teachers

1.3%

Provisional Teachers

99.2%

In-Field Teachers

Detailed Assessment and Other Data

Student Performance

The following information shows each level of student performance on statewide assessments.

Math

Level 1		Level 2		Level 3		Level 4		Level 5	
State	0-10%	State	11-20%	State	21-30%	State	31-40%	State	11-20%
District	0-10%	District	11-20%	District	21-30%	District	31-40%	District	11-20%
School	5.6%	School	26.8%	School	26.8%	School	34.3%	School	6.6%
Minimal		Basic		Passing		Proficient		Advanced	

English

Level 1		Level 2		Level 3		Level 4		Level 5	
State	9.1%	State	17.9%	State	27.3%	State	28.8%	State	16.9%
District	7.3%	District	18.9%	District	28.1%	District	29.3%	District	16.4%
School	11.6%	School	23.7%	School	24.8%	School	28.8%	School	11.1%
Minimal		Basic		Passing		Proficient		Advanced	

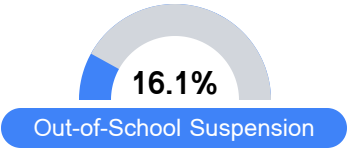
Science

Level 1		Level 2		Level 3		Level 4		Level 5	
State	11.2%	State	11.0%	State	19.5%	State	34.8%	State	23.5%
District	7.9%	District	11.8%	District	21.6%	District	36.2%	District	22.6%
School	10.3%	School	15.4%	School	15.4%	School	38.5%	School	20.5%
Minimal		Basic		Passing		Proficient		Advanced	

Student Assessment Participation



Discipline



Other Data

