



Pearl River Central High School

Pearl River County School District



7407 HIGHWAY 11
Carriere, MS 39426



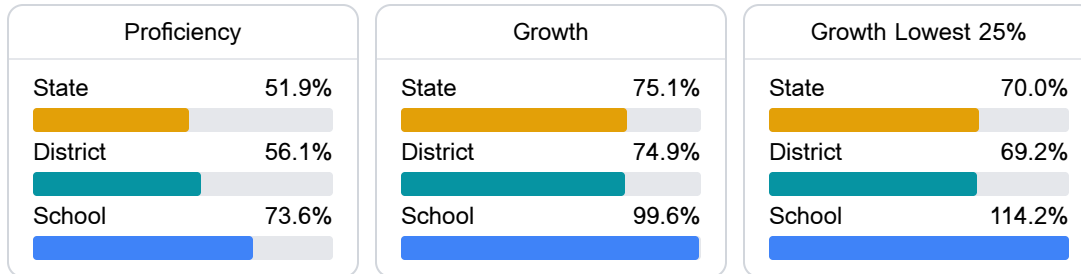
Austin Alexander
aalexander@prc.k12.ms.us

School Accountability Grade Components

Mississippi's accountability system assigns "A" through "F" letter grades for schools and districts. Grades are based on student achievement, student growth, student participation in testing, and other academic measures.

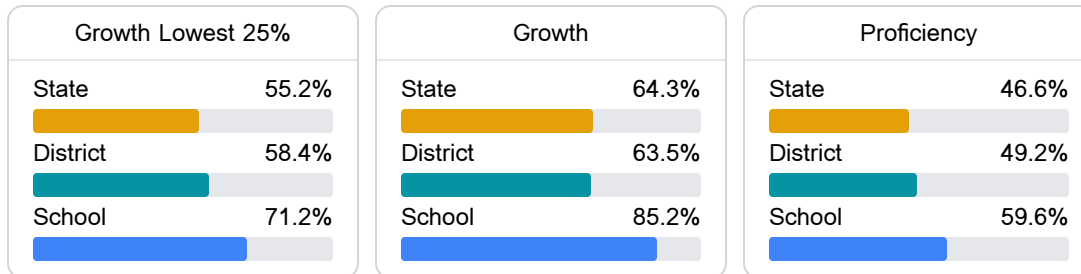
Math

Measurements of student performance on the statewide math assessment.



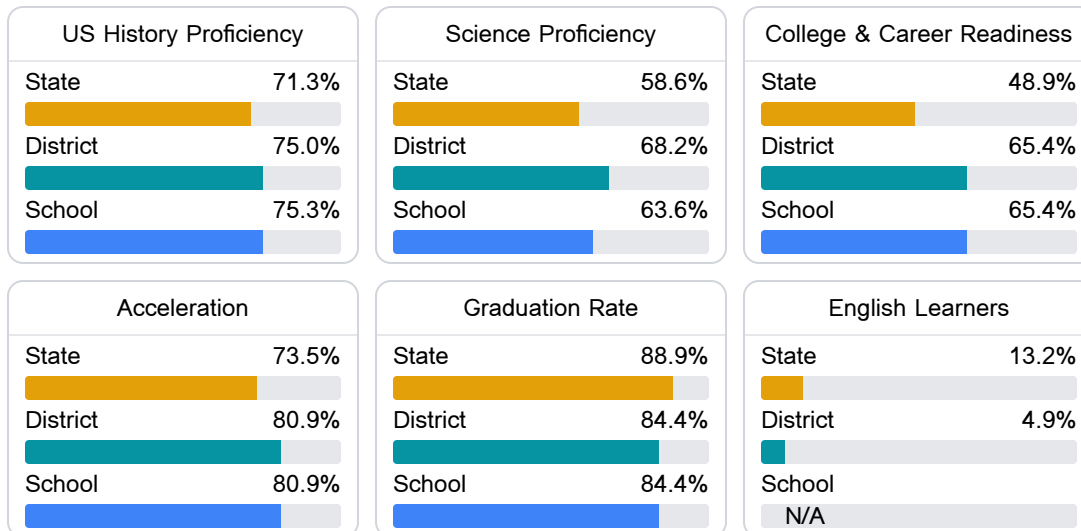
English

Measurements of student performance on the statewide English language arts (ELA) assessment.



Other Measures

Other measurements of student performance that factor into the accountability grade.



Teacher Data

63.2

Teachers



73.5%

Experienced Teachers

10.5%

Provisional Teachers

96.2%

In-Field Teachers

Detailed Assessment and Other Data

Student Performance

The following information shows each level of student performance on statewide assessments.

Math

Level 1		Level 2		Level 3		Level 4		Level 5	
State	0-10%	State	11-20%	State	21-30%	State	31-40%	State	11-20%
District	0-10%	District	11-20%	District	21-30%	District	31-40%	District	11-20%
School	0-10%	School	0-10%	School	21-30%	School	51-60%	School	11-20%
N/A									
Minimal		Basic		Passing		Proficient		Advanced	

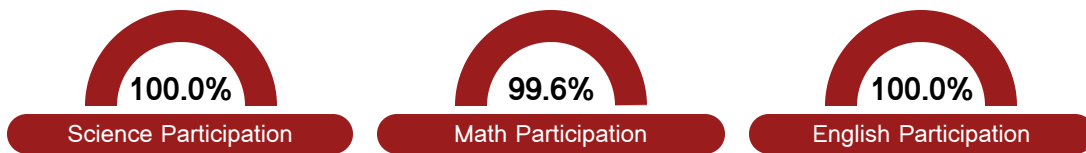
English

Level 1		Level 2		Level 3		Level 4		Level 5	
State	8.3%	State	17.0%	State	29.7%	State	29.3%	State	15.7%
District	5.9%	District	15.7%	District	31.1%	District	31.2%	District	16.1%
School	0-10%	School	11-20%	School	21-30%	School	21-30%	School	21-30%
Minimal		Basic		Passing		Proficient		Advanced	

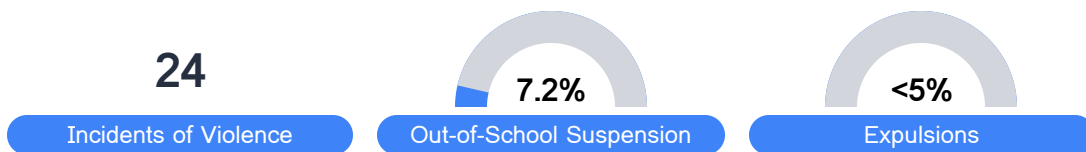
Science

Level 1		Level 2		Level 3		Level 4		Level 5	
State	11.4%	State	11.9%	State	20.8%	State	33.6%	State	22.3%
District	0-10%	District	0-10%	District	11-20%	District	31-40%	District	31-40%
School	0-10%	School	11-20%	School	21-30%	School	31-40%	School	21-30%
Minimal		Basic		Passing		Proficient		Advanced	

Student Assessment Participation



Discipline



Other Data



31.7 %

Chronic Absenteeism



\$10,540.66

Per-Pupil Expenditure



64.1 %

Post-Secondary Enrollment



44.1%

Advanced Course Participation