

## Pearl River Central High School

Pearl River County School District

7407 HIGHWAY 11  
Carriere, MS 39426

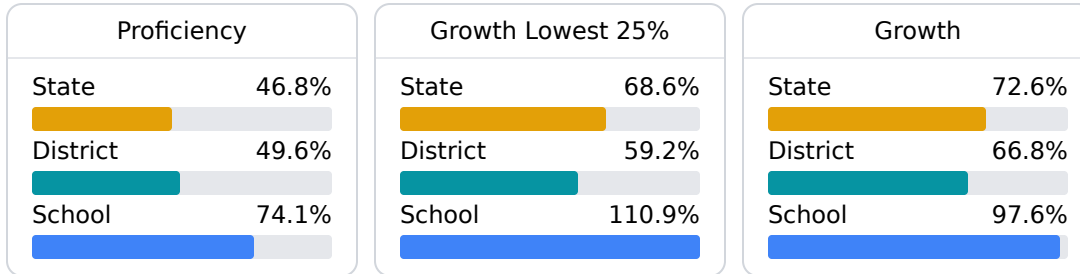
Austin Alexander  
aalexander@prc.k12.ms.us

### School Accountability Grade Components

Mississippi's accountability system assigns "A" through "F" letter grades for schools and districts. Grades are based on student achievement, student growth, student participation in testing, and other academic measures. COVID - 19 pandemic disruptions continue to be reflected in 2021 - 2022 accountability data, particularly growth data.

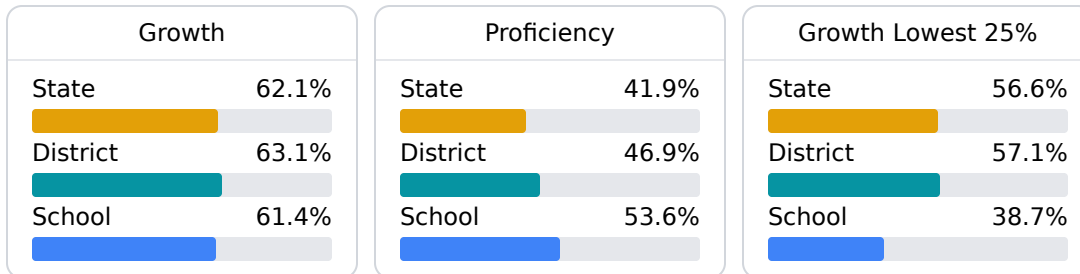
#### Math

Measurements of student performance on the statewide math assessment.



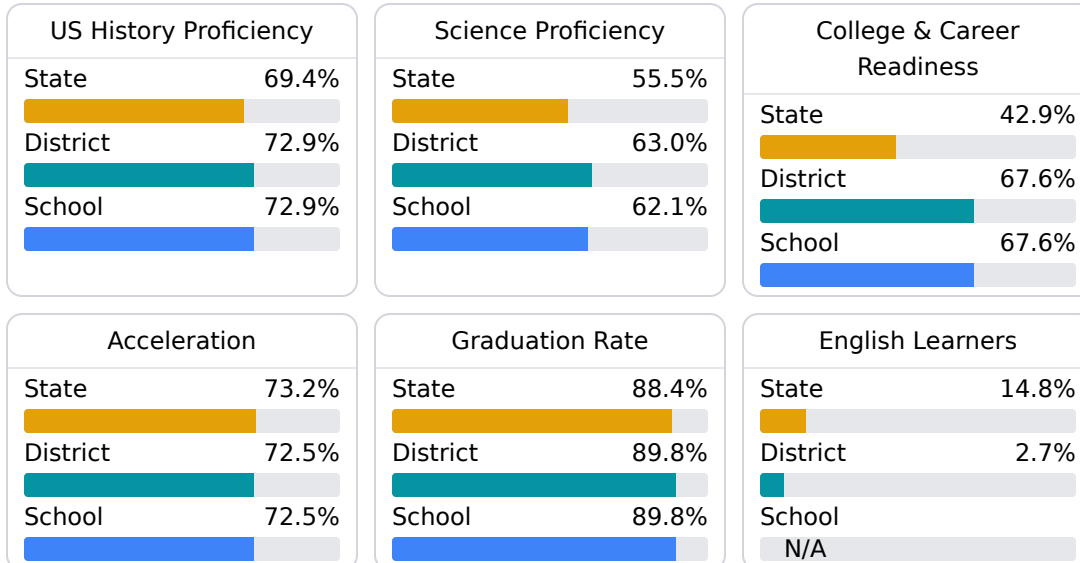
#### English

Measurements of student performance on the statewide English language arts (ELA) assessment.



#### Other Measures

Other measurements of student performance that factor into the accountability grade.



### Teacher Data

64.4

Teachers



72.0%

Experienced Teachers

13.5%

Provisional Teachers

91.1%

In-Field Teachers

## Detailed Assessment and Other Data

### Student Performance

The following information shows each level of student performance on statewide assessments.

#### Math

Level 1		Level 2		Level 3		Level 4		Level 5	
State	7.0%	State	19.3%	State	27.3%	State	31.5%	State	15.0%
District	5.0%	District	17.2%	District	29.0%	District	34.4%	District	14.3%
School	N/A	School	0-10%	School	21-30%	School	61-70%	School	0-10%
Minimal		Basic		Passing		Proficient		Advanced	

#### English

Level 1		Level 2		Level 3		Level 4		Level 5	
State	8.6%	State	18.9%	State	31.3%	State	29.1%	State	12.1%
District	5.5%	District	16.9%	District	31.6%	District	33.5%	District	12.6%
School	0-10%	School	11-20%	School	31-40%	School	31-40%	School	11-20%
Minimal		Basic		Passing		Proficient		Advanced	

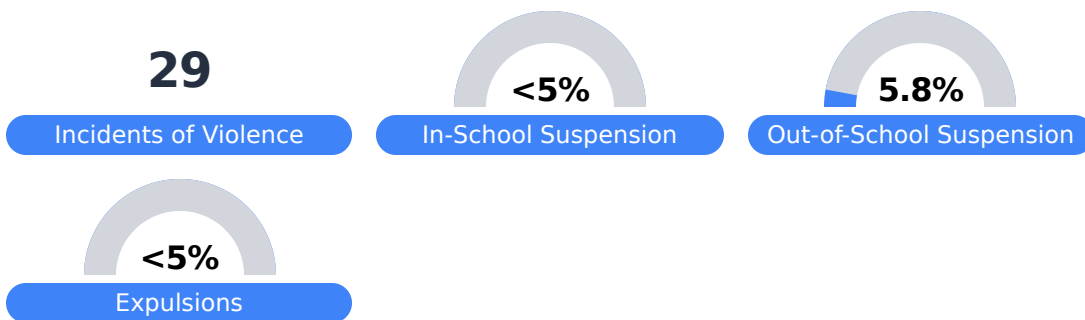
#### Science

Level 1		Level 2		Level 3		Level 4		Level 5	
State	11.0%	State	12.4%	State	22.5%	State	34.7%	State	19.4%
District	7.4%	District	11.2%	District	19.4%	District	37.1%	District	24.9%
School	7.0%	School	12.2%	School	20.0%	School	37.0%	School	23.7%
Minimal		Basic		Passing		Proficient		Advanced	

### Student Assessment Participation



### Discipline



### Other Data



**48.4%**

Chronic Absenteeism



**\$9,124.93**

Per-Pupil Expenditure



**42.7%**

Post-Secondary Enrollment



**39.4%**

Advanced Course Participation