



Pearl River Central High School

Pearl River County School District



7407 HIGHWAY 11
Carriere, MS 39426



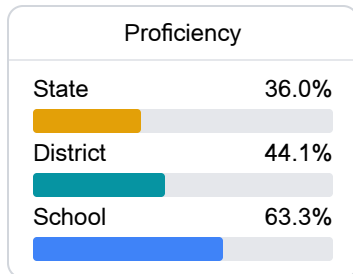
Austin Alexander
aalexander@prc.k12.ms.us

School Accountability Grade Components

Mississippi's accountability system assigns "A" through "F" letter grades for schools and districts. Grades are based on student achievement, student growth, student participation in testing, and other academic measures. COVID - 19 pandemic disruptions continue to be reflected in 2021 - 2022 accountability data, particularly growth data.

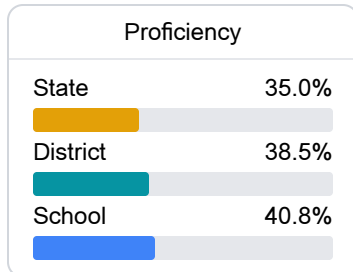
Math

Measurements of student performance on the statewide math assessment.



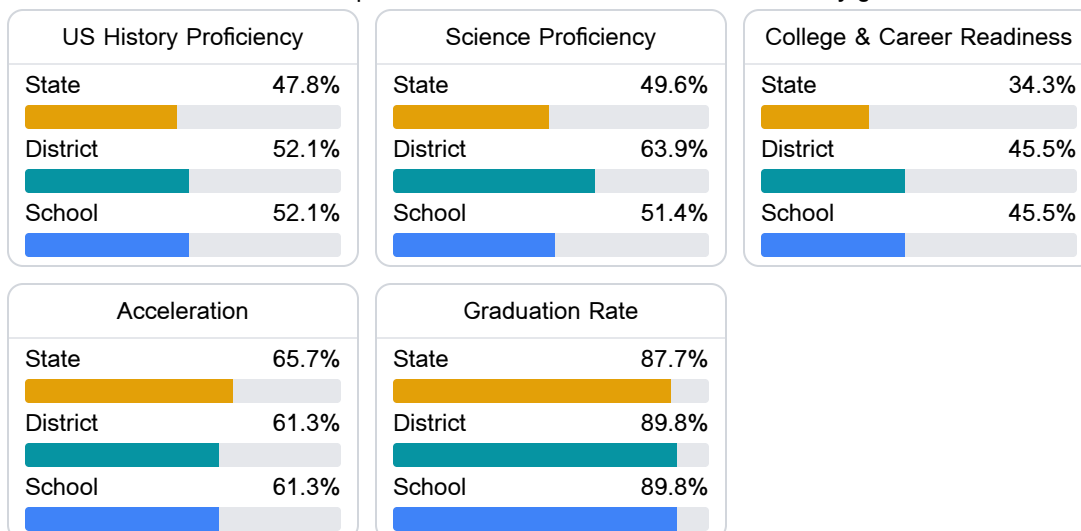
English

Measurements of student performance on the statewide English language arts (ELA) assessment.



Other Measures

Other measurements of student performance that factor into the accountability grade.



Teacher Data

65.7

Teachers



66.0%

Experienced Teachers

14.9%

Provisional Teachers

87.7%

In-Field Teachers

Detailed Assessment and Other Data

Student Performance

The following information shows each level of student performance on statewide assessments.

Math

Level 1		Level 2		Level 3		Level 4		Level 5	
State	11.6%	State	24.2%	State	29.5%	State	24.8%	State	9.9%
District	5.7%	District	19.9%	District	30.9%	District	33.7%	District	9.9%
School	0-10%	School	11-20%	School	31-40%	School	41-50%	School	0-10%
Minimal		Basic		Passing		Proficient		Advanced	

English

Level 1		Level 2		Level 3		Level 4		Level 5	
State	10.8%	State	23.1%	State	31.8%	State	24.6%	State	9.7%
District	7.2%	District	22.3%	District	32.7%	District	28.1%	District	9.7%
School	8.6%	School	29.5%	School	22.0%	School	25.4%	School	14.6%
Minimal		Basic		Passing		Proficient		Advanced	

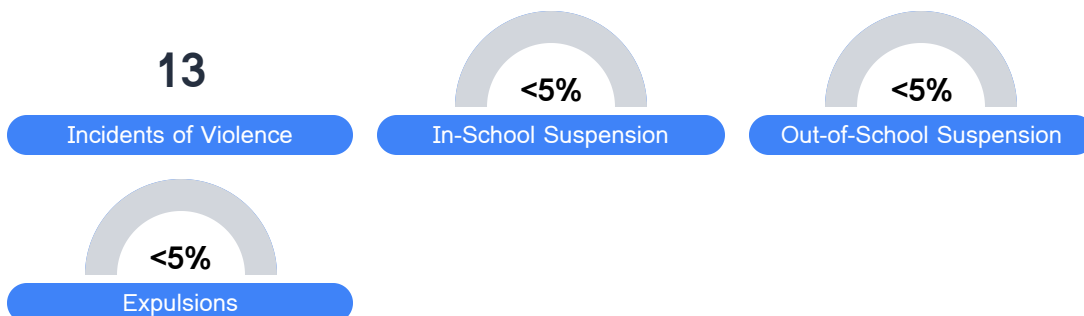
Science

Level 1		Level 2		Level 3		Level 4		Level 5	
State	13.8%	State	14.5%	State	23.4%	State	32.7%	State	15.7%
District	8.9%	District	11.2%	District	21.0%	District	40.0%	District	18.9%
School	15.9%	School	13.7%	School	23.3%	School	34.4%	School	12.6%
Minimal		Basic		Passing		Proficient		Advanced	

Student Assessment Participation



Discipline



* Source: 2017-2018 Civil Rights Data Collection

Other Data



47.9%

Chronic Absenteeism



\$9,338.47

Per-Pupil Expenditure



71.7%

Post-Secondary Enrollment



44.6%

Advanced Course Participation