



Pearl River Central Junior High

Pearl River County School District



7391 HWY 11
Carriere, MS 39426



Vol White
vwhite@prc.k12.ms.us

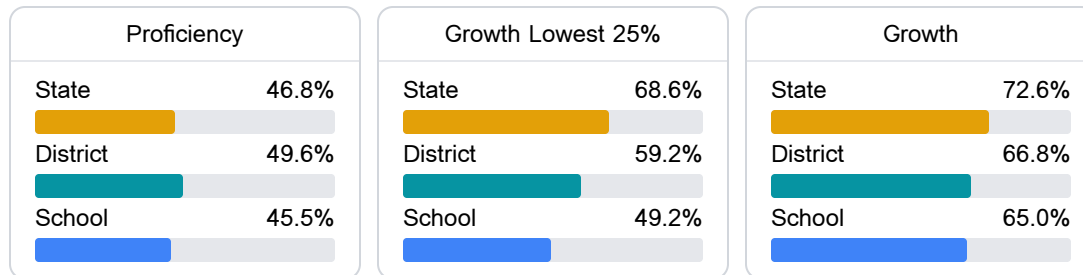
Identified for **Additional Targeted Support and Improvement**

School Accountability Grade Components

Mississippi's accountability system assigns "A" through "F" letter grades for schools and districts. Grades are based on student achievement, student growth, student participation in testing, and other academic measures. COVID - 19 pandemic disruptions continue to be reflected in 2021 - 2022 accountability data, particularly growth data.

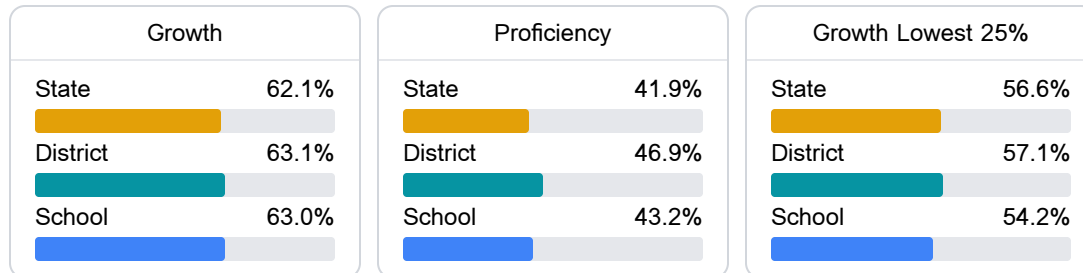
Math

Measurements of student performance on the statewide math assessment.



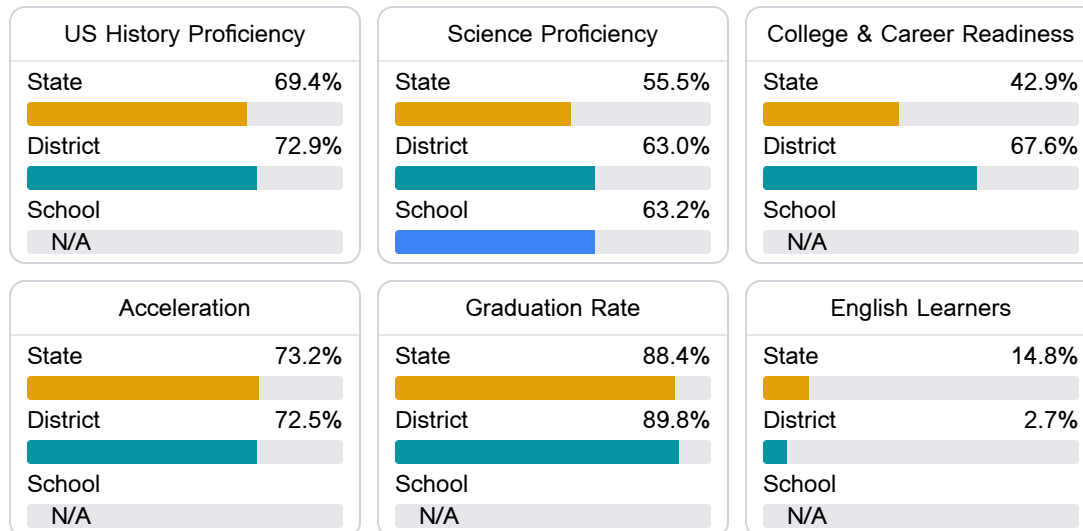
English

Measurements of student performance on the statewide English language arts (ELA) assessment.



Other Measures

Other measurements of student performance that factor into the accountability grade.



Teacher Data

46.3

Teachers



73.0%

Experienced Teachers

7.0%

Provisional Teachers

98.5%

In-Field Teachers

Detailed Assessment and Other Data

Student Performance

The following information shows each level of student performance on statewide assessments.

Math

Level 1		Level 2		Level 3		Level 4		Level 5	
State	7.0%	State	19.3%	State	27.3%	State	31.5%	State	15.0%
District	5.0%	District	17.2%	District	29.0%	District	34.4%	District	14.3%
School	7.6%	School	19.6%	School	28.2%	School	30.3%	School	14.3%
Minimal		Basic		Passing		Proficient		Advanced	

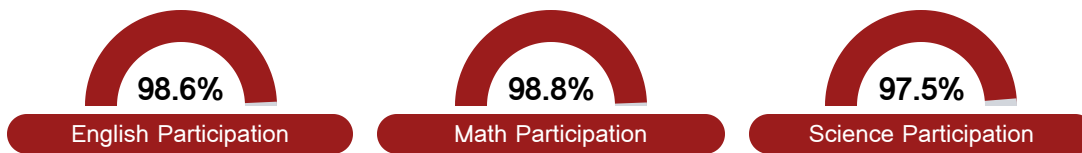
English

Level 1		Level 2		Level 3		Level 4		Level 5	
State	8.6%	State	18.9%	State	31.3%	State	29.1%	State	12.1%
District	5.5%	District	16.9%	District	31.6%	District	33.5%	District	12.6%
School	6.1%	School	17.5%	School	33.9%	School	27.5%	School	15.0%
Minimal		Basic		Passing		Proficient		Advanced	

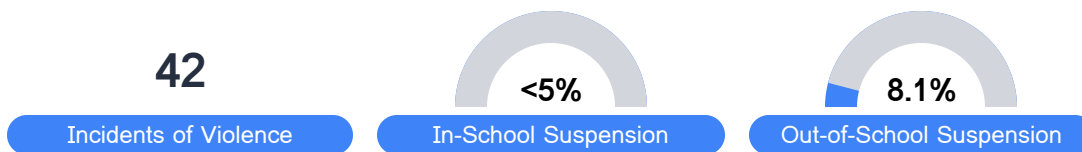
Science

Level 1		Level 2		Level 3		Level 4		Level 5	
State	11.0%	State	12.4%	State	22.5%	State	34.7%	State	19.4%
District	7.4%	District	11.2%	District	19.4%	District	37.1%	District	24.9%
School	8.2%	School	10.9%	School	19.1%	School	35.6%	School	26.2%
Minimal		Basic		Passing		Proficient		Advanced	

Student Assessment Participation



Discipline



Other Data



42.2 %

Chronic Absenteeism



\$8,454.39

Per-Pupil Expenditure